



CITROËN ë-DISPATCH & DISPATCH

Prices & Specifications

nothing
moves us
like Citroën

Effective from 9 January 2026 - MY26.5 (L0)



FOLLOW US



ENQUIRY



TEST DRIVE



CONFIGURE

ENHANCED ONLINE PRICES & SPECS →

CITROËN ë-DISPATCH & DISPATCH

Partner of the pros.



Partner to the professionals and suitable for all trades, Citroën ë-Dispatch & Dispatch are available in two sizes and as a panel van or crew van.

The 1.9m height of M versions allows access to height-restricted car parks yet still offers 5.3m³ of load space, or get loads more in the 6.1m³ XL version.

The fully electric Citroën ë-Dispatch has a range of up to 219 miles (WLTP) and can charge up to 80% within 45 minutes with a 100kW public charger, all without compromise on load space.



FOLLOW US



ENQUIRY



TEST DRIVE



CONFIGURE

ENHANCED ONLINE PRICES & SPECS →

Model trims

Panel Van Driver models include:

Comfort and convenience

- Air conditioning
- Front electric windows with one-touch operation and anti-pinch
- 12V socket in cabin and cargo area
- Electronic Power Steering
- Full 10" digital cluster
- Paddles for regenerative braking selection. Three levels – light; medium; strong (Electric versions only)
- 12V socket in cabin
- USB socket in cabin (dashboard)
- 1x USB socket in B-Pillar

Seating

- Dual front passenger bench seat with under-seat storage
- Driver's seat (height, rake and reach adjustable with lumbar adjustment and armrest)

Technology & Entertainment

- My Citroën Drive Plus featuring 10" colour touchscreen with Citroën Connect DAB radio, Bluetooth® handsfree, USB socket, bi-tuner, Apple CarPlay™, Android Auto™ and Coffee Break Alert (indicating 2 hours' continuous driving)
- Citroën Connect Box with Emergency and Assistance system
- Citroën Connect Nav:** Automatic connection via Citroën Connect Box

Safety & Security

- ESC with Hill Start Assist, ABS braking including EBA and EBFD
- Remote central locking with deadlocking and separate locking for cabin/cargo area
- Automatic door unlocking in event of accident
- Automatic fuel cut-off in event of accident (diesel versions only)
- Advanced Emergency Braking System
- Lane Keeping Assist
- Intelligent Speed Assistance
- Driver Attention Alert level 4 (includes driver weariness camera)
- Driver & passenger airbags
- Full height steel bulkhead
- Cruise control with speed limiter

Lighting & Visibility

- Automatic lights
- Automatic windscreen wipers
- High Beam Assist
- Electrically folding and adjustable, heated door mirrors

Exterior features

- Twin unglazed rear doors (opening to 180°)
- 16 inch steel wheels with centre cap
- Tyre 215/65 R16 tyres
- Twin sliding side doors
- Single-phase 11kW Mode 3 Type 2 Onboard Charger with 6m cable (Electric only)

Crew Vans additionally feature

- Driver and front passengers' curtain and side-impact airbags
- Three-individually contoured rear seats
- Full-height ABS plastic bulkhead with window
- Glazed nearside and offside-access doors



Click the trim names to compare features.



Model trims

Driver features (over and above Enterprise)

Infotainment

My Citroën Drive Plus featuring 10" Colour touchscreen with Citroën Connect Navigation

Interior convenience/styling

EXTENSO load-through bulkhead

Fold-flat centre seat backrest providing flat work surface

12V socket in load area (LHS at bottom of D-Pillar)

Exterior convenience/styling

17" steel wheels with full-diameter wheel trims and 215/60 R 17 tyres

- Exterior Look Pack:
- Painted front bumper
 - Painted rear bumper (Standard only)
 - Painted rear bumper corners; centre section remains black (XL only)
 - Painted exterior rear view mirror cover
 - Painted exterior handles
 - Painted side mouldings – Black
 - Painted sliding door rail cover

Safety & Security

- Dynamic Surround View
- Digital rear view mirror and lateral side view
 - Front & Rear Park Assist
 - Flankguard detection of fixed obstacles
 - Visiopark 180°
 - Blind Spot Detection
 - Front fog lights

Remote control security alarm system

Lighting & Visibility

Front fog lights

Electrically foldable door mirrors

ECO LED headlights with integrated daytime running lights



Click the trim names to compare features.



Model trims

VTR features (over & above Driver):

Hand-crafted and fitted eco-leather seats with embossed VTR logo, bold red stitching, and perforated material for ventilation. Unique to VTR the Driver's Sport Comfort Seat featuring higher bolsters to provide better lateral support.

Exclusive Diamond-Cut Dynamic 18" alloy wheels fitted with high-load capacity Nankang tyres

Unique body kit featuring Front Lip Spoiler, Side skirts with integrated front mud guards, Piano black rear spoiler and unique Rear Bumper

Dual-zone electronic climate control

Keyless entry & start

Wireless charging

Heated leather steering wheel

Heated driver's seat

1st row thorax side airbags

Unique VTR Badging and Livery

VTR Branded Floor Mats in 1st Row.

VTR features Surround Rear View & not Dynamic (as standard on Driver). Surround Rear View features Front & Rear Park Assist, Flankguard detection, Visiopark 180, Blind spot detection and Foldable Exterior Mirrors. However, it does not include the Digital Rear View Mirror.

Available in Icy White; Perla Nera Black and Blue Lagoon (exclusive to VTR). Metallic is not a cost option but included already in list price

VTR is produced as a Limited Edition – please discuss availability with your Retailer



Click the trim names to compare features.



CITROËN È-DISPATCH

Prices

Variant		Gross Vehicle Weight (kg) [†]	Maximum Indicative Payload (kg)	Load space (m³) [*]	WLTP CO ₂ g/km ^{**}	WLTP Range (mi)	LCDV Codes	Basic Price (£) exc VAT	Plug-In-Van Grant (£)	On-The-Road before PIVG (£) exc VAT	On-The-Road after PIVG (£) exc VAT
Panel Van	ë-Dispatch Panel Van M Electric 136hp Automatic Enterprise	3230	1210	5.3	0	194 - 230	2CK0F2NETFTXA0L0	£41,210.00	£5,000.00	£42,684.17	£37,684.17
	ë-Dispatch Panel Van XL Electric 136hp Automatic Enterprise	3190	1138	6.1	0	194 - 230	2CK0F3NETFTXA0L0	£42,010.00	£5,000.00	£43,484.17	£38,484.17
	ë-Dispatch Panel Van M Electric 136hp Automatic Driver	3230	1210	5.3	0	194 - 230	2CK0F2NETFTX9QL0	£43,885.00	£5,000.00	£45,359.17	£40,359.17
	ë-Dispatch Panel Van XL Electric 136hp Automatic Driver	3190	1138	6.1	0	194 - 230	2CK0F3NETFTX9QL0	£44,685.00	£5,000.00	£46,159.17	£41,159.17
	ë-Dispatch Panel Van M Electric 136hp Automatic VTR	3230	1210	5.3	0	194 - 230	2CK0F2NETFTX9RL0	£51,845.00	£5,000.00	£53,319.17	£48,319.17

Crew Van	ë-Dispatch Crew Van M Electric 136hp Automatic Enterprise	3200	1075	3.2	0	194 - 230	2CK0F7NETFTXA0L0	£43,910.00	£5,000.00	£45,384.17	£40,384.17
	ë-Dispatch Crew Van XL Electric 136hp Automatic Enterprise	3160	1011	4.0	0	194 - 230	2CK0FLNETFTXA0L0	£44,110.00	£5,000.00	£45,584.17	£40,584.17
	ë-Dispatch Crew Van M Electric 136hp Automatic Driver	3200	1075	3.2	0	194 - 230	2CK0F7NETFTX9QL0	£46,585.00	£5,000.00	£48,059.17	£43,059.17
	ë-Dispatch Crew Van XL Electric 136hp Automatic Driver	3160	1011	4.0	0	194 - 230	2CK0FLNETFTX9QL0	£46,785.00	£5,000.00	£48,259.17	£43,259.17
	ë-Dispatch Crew Van M Electric 136hp Automatic VTR	3200	1075	3.2	0	194 - 230	2CK0F7NETFTX9RL0	£54,545.00	£5,000.00	£56,019.17	£51,019.17

Please note: The above LCDV codes are for England, Wales and Scotland. For Northern Ireland the 'TX' is replaced with 'T0'.

All information and prices correct at time of publication, but are subject to change at any time without prior notice (which may occur as a result of matters including, but not limited to, any changes in legislation and/or any changes by the government). Please see our Prices and Specifications brochures or contact your local Citroën Retailer for the most up-to-date prices and specification details for all models. CO₂ figures above are for a standard vehicle without any additional optional equipment. The addition of optional extras could increase the certified CO₂ emission output.

* Driver versions benefit from the EXTENSO® seat which provides an additional load length of 1162mm and increases the load volume by 0.5m³.

** WLTP figures shown are for comparison purposes and should only be compared to the fuel consumption and CO₂ values of other vans tested to the same technical standard. The fuel consumption achieved, and CO₂ produced, in real world conditions will depend upon a number of factors including, but not limited to: the accessories fitted (pre and post registration); variations in weather; driving styles and vehicle load. The WLTP (Worldwide Harmonised Light Vehicles Test Procedure) is used to measure fuel consumption and CO₂ figures.

† All Manufacturer's Recommended Basic Prices are exclusive of VAT, Delivery to Retailer and Number Plates, Government First Registration Fee and Vehicle Excise Duty.

^ The Government PiVG is worked out at 35% of the Base Vehicle Price (incl. VAT) and including any discounts applied up to a maximum of £5,000.



Legal notice ELECTRIC VEHICLES:

The range and electric consumption figures mentioned comply with the WLTP test procedure, on the basis of which new vehicles are type approved from 1 September 2018. They may vary depending on actual conditions of use and on different factors such as: speed, thermal comfort on board the vehicle, driving style and outside temperature. The charging time depends in particular on the power of the charger on board the vehicle, the charging cable and the type and power of the charging station used.

CITROËN DISPATCH

Prices

Variant		Gross Vehicle Weight (kg) [†]	Maximum Indicative Payload (kg)	Load space (m³) [*]	WLTP CO ₂ g/km ^{**}	WLTP Economy (mpg)	LCDV Codes	Basic Price (£) exc VAT	On-The-Road (£) exc VAT
Panel Van	Dispatch Panel Van M Diesel 120hp Manual Enterprise	2830	1173	5.3	167 - 184	44.8 - 40.9	2CK0F2NP7KTXA0L0	£28,890.00	£30,364.17
	Dispatch Panel Van XL Diesel 120hp Manual Enterprise	2830	1121	6.1	174 - 187	42.8 - 39.8	2CK0F3NP7KTXA0L0	£29,790.00	£31,264.17
	Dispatch Panel Van M Diesel 150hp Manual Enterprise	3100	1326	5.3	163 - 184	45.6 - 40.9	2CK0F2NJ6KTXA0L0	£30,190.00	£31,664.17
	Dispatch Panel Van XL Diesel 150hp Manual Enterprise	3100	1294	6.1	173 - 188	43.5 - 39.8	2CK0F3NJ6KTXA0L0	£31,090.00	£32,564.17
	Dispatch Panel Van M Diesel 150hp Automatic Enterprise	3100	1296	5.3	172 - 191	43.5 - 39.2	2CK0F2NJ61TXA0L0	£31,690.00	£33,164.17
	Dispatch Panel Van XL Diesel 150hp Automatic Enterprise	3100	1283	6.1	178 - 194	42.2 - 38.7	2CK0F3NJ61TXA0L0	£32,590.00	£34,064.17
	Dispatch Panel Van M Diesel 120hp Manual Driver	2830	1173	5.3	167 - 184	44.8 - 40.9	2CK0F2NP7KTX9QL0	£31,565.00	£33,039.17
	Dispatch Panel Van XL Diesel 120hp Manual Driver	2830	1121	6.1	174 - 187	42.8 - 39.8	2CK0F3NP7KTX9QL0	£32,465.00	£33,939.17
	Dispatch Panel Van M Diesel 150hp Manual Driver	3100	1326	5.3	163 - 184	45.6 - 40.9	2CK0F2NJ6KTX9QL0	£32,865.00	£34,339.17
	Dispatch Panel Van XL Diesel 150hp Manual Driver	3100	1294	6.1	173 - 188	43.5 - 39.8	2CK0F3NJ6KTX9QL0	£33,765.00	£35,239.17
	Dispatch Panel Van M Diesel 180hp Automatic VTR	3100	1296	5.3	182 - 191	43.5 - 39.2	2CK0F2NJ51TX9RL0	£42,745.00	£44,219.17
Crew Van	Dispatch Crew Van M Diesel 150hp Manual Enterprise	3100	1245	3.2	166 - 185	44.8 - 40.4	2CK0F7NJ6KTXA0L0	£32,890.00	£34,364.17
	Dispatch Crew Van XL Diesel 150hp Manual Enterprise	3100	1225	4.0	174 - 189	42.8 - 39.8	2CK0FLNJ6KTXA0L0	£33,090.00	£34,564.17
	Dispatch Crew Van M Diesel 150hp Automatic Driver	3100	1247	3.2	174 - 193	42.8 - 38.7	2CK0F7NJ61TX9QL0	£37,065.00	£38,539.17
	Dispatch Crew Van XL Diesel 150hp Automatic Driver	3060	1186	4.0	180 - 195	41.5 - 38.2	2CK0FLNJ61TX9QL0	£37,265.00	£38,739.17
	Dispatch Crew Van M Diesel 180hp Automatic VTR	3030	1158	3.2	180 - 195	41.5 - 38.2	2CK0F2NJ51TX9RL0	£45,445.00	£46,919.17



Dispatch Crew Van and Dispatch

The spacious Crew Van can seat six and up to 4m³ of cargo volume.

Please note: The above LCDV codes are for England, Wales and Scotland. For Northern Ireland the 'TX' is replaced with 'T0'.

All information and prices correct at time of publication, but are subject to change at any time without prior notice (which may occur as a result of matters including, but not limited to, any changes in legislation and/or any changes by the government). Please see our Prices and Specifications brochures or contact your local Citroën Retailer for the most up-to-date prices and specification details for all models. CO₂ figures above are for a standard vehicle without any additional optional equipment. The addition of optional extras could increase the certified CO₂ emission output.

* Driver versions benefit from the EXTENSO® seat which provides an additional load length of 1162mm and increases the load volume by 0.5m³.

** WLTP figures shown are for comparison purposes and should only be compared to the fuel consumption and CO₂ values of other vans tested to the same technical standard. The fuel consumption achieved, and CO₂ produced, in real world conditions will depend upon a number of factors including, but not limited to: the accessories fitted (pre and post registration); variations in weather; driving styles and vehicle load. The WLTP (Worldwide Harmonised Light Vehicles Test Procedure) is used to measure fuel consumption and CO₂ figures.

† All Manufacturer's Recommended Basic Prices are exclusive of VAT, Delivery to Retailer and Number Plates, Government First Registration Fee and Vehicle Excise Duty.

^ The Government PiVG is worked out at 35% of the Base Vehicle Price (incl. VAT) and including any discounts applied up to a maximum of £5,000.

Δ Provisional

Equipment

- Standard equipment
- Cost option

	Panel Van			Crew Van		
	Enterprise	Driver	VTR	Enterprise	Driver	VTR
Technology and entertainment						
My Citroën Play Plus audio system - 10in HD colour touchscreen, AM/FM/DAB digital radio, Wifi Mirroring, Bluetooth & 2 USB connections, Two speakers & two tweeters	•			•		
My Citroën Drive Plus featuring 10 inch HD Colour touchscreen with Citroën Connect Navigation & DAB radio, Mirror Screen® (Apple CarPlay™ and Android Auto™), Bluetooth® handsfree, and USB socket. Includes Real Time Traffic updates (6 months*) & SpeedCam (6 months*) *subject to subscription – click here to subscribe	◦	•	•	◦	•	•
Citroën Connect Box with Emergency & Assistance system	•	•	•	•	•	•
Audio Controls through steering wheel buttons	•	•	•	•	•	•

Comfort and convenience						
Front electric windows with ‘one-touch’ operation and anti-pinch	•	•	•	•	•	•
Air conditioning	•	•		•	•	
Dual-zone electronic climate control			•			•
Cruise Control with speed limiter	•	•	•	•	•	•
Rear parking sensors	•	•	•	•	•	•
Dynamic Surround View: Digital rear view mirror and lateral side view, Reversing Camera with Top Rear Vision, Blind Spot Monitoring, Front Park Assist, Flankguard detection of fixed obstacles, electric folding door mirrors	◦	•		◦	•	
Static Surround View: Reversing Camera with Top Rear Vision, Blind Spot Monitoring, Front Park Assist, Flankguard detection of fixed obstacles, electric folding door mirrors			•			•
12 volt socket in cabin	•	•	•	•	•	•
12 volt socket in cargo area		•	•		•	•
USB socket in cabin	•	•	•	•	•	•
Electronic Power Steering (EPS)	•	•	•	•	•	•
Height and reach adjustable steering wheel	•	•	•	•	•	•
AT shifting by e-Toggle (Automatic only)	•	•	•	•	•	•
Electric Parking Brake	•	•	•	•	•	•
Halogen Headdlamp with integrated daytime running lights	•			•		
Eco LED Headlamps with integrated daytime running lights		•	•		•	•
High level third brake light	•	•	•	•	•	•
Automatic on/off headlight control	•	•	•	•	•	•
Automatic two-speed and intermittent front wipers	•	•	•	•	•	•

	Panel Van			Crew Van		
	Enterprise	Driver	VTR	Enterprise	Driver	VTR
Comfort and convenience (continued)						
Electrically adjustable heated door mirrors	•	•	•	•	•	•
Manually folding door mirrors	•			•		
Electrically folding heated door mirrors with temperature sensor (painted black as standard)		•	•		•	•
Fog lights, front		•	•		•	•
Fog lights, rear	•	•	•	•	•	•
Keyless entry and start			•			•
Wireless charging			•			•
Heated leather steering wheel			•			•

Safety and security						
Electronic Stability Control and ABS with Hill Start Assist, EBA and EBSD	•	•	•	•	•	•
Perimetric and volumetric, Thatcham category 1 approved alarm	◦	•	•	◦	•	•
Remote central locking with deadlocking.	•	•	•	•	•	•
Selective cabin and cargo area locking via 3-button plip remote control key (x2)	•	•	•	•	•	•
Dashboard mounted central locking push button and auto locking above 7 mph	•	•	•	•	•	•
Rolling code transponder immobiliser (Thatcham approved)	•	•	•	•	•	•
Lockable fuel cap (diesel versions only)	•	•	•	•	•	•
Automatic door unlocking in event of accident	•	•	•	•	•	•
Driver and front passenger’s airbags with passengers’ airbag deactivate switch	•	•	•	•	•	•
Front lateral airbags	◦	◦	•	•	•	•
Height-adjustable 3-point pre-tensioner seat belts with force limiter (central seatbelt on dual passenger seat not height adjustable and no pre-tensioner)	•	•	•	•	•	•
Unfastened seat belt warning for driver, front passengers (with dual bench or single passenger seat) and row 2 on Crew Van	•	•	•	•	•	•
High Beam Assist	•	•	•	•	•	•
Advanced Emergency Braking System	•	•	•	•	•	•
Lane Keeping Assist	•	•	•	•	•	•
Intelligent Speed Assistance	•	•	•	•	•	•
Driver Attention Alert	•	•	•	•	•	•
Visible VIN at base of windscreen	•	•	•	•	•	•

Equipment

- Standard equipment
- Cost option

	Panel Van			Crew Van		
	Enterprise	Driver	VTR	Enterprise	Driver	VTR
Doors and windows						
Twin unglazed rear doors, opening to 180°	•	•	•	•	•	•
Twin sliding side doors (manually operated)	•	•	•	•	•	•
Laminated acoustic windscreen	•	•	•	•	•	•
Front windows tinted to 30% opacity	•	•	•	•	•	•
Fixed Side Windows in row 2 tinted to 30% opacity				•	•	•
Seating						
Driver’s seat height, rake and reach adjustable with lumbar adjustment and armrest (6-Way)	•	•	•	•	•	•
Front seats with height-adjustable head restraints	•	•	•	•	•	•
Dual front passenger bench seat with under-seat storage tray	•			•	•	•
EXTENSO® modular folding passenger bench seat with pivoting writing table, storage under central seat, load through hatch in bulkhead and load protection cover	◦	•	•			
Three individually contoured seats in row 2 with two armrests and under-seat storage				•	•	•
Hand-crafted and fitted eco-leather seats with embossed logo, bold stitching, and perforated material for ventilation. Unique to VTR the Driver's Sport Comfort Seat featuring higher bolsters to provide better lateral support.			•			•
Heated driver’s seat	◦	◦	•	◦	◦	•
Interior features, storage and load carrying						
Dashboard: Mistral Black with Liquid Palladium decor strip in mid-section	•	•	•	•	•	•
Dashboard storage areas	•	•	•	•	•	•
Closed upper and open lower glove boxes	•	•	•	•	•	•
Front door pockets with 1.5 litre bottle holders	•	•	•	•	•	•
Cup holders for driver and passenger at top of dashboard	•	•	•	•	•	•
Storage tray under front passenger seats	•			•	•	•
Storage under squab of central passenger seat		•	•			
Hard plastic floor protection in cabin	•	•	•	•	•	•
Roof trim in cabin (1st Row only)	•	•	•	•	•	•
Overhead console with ceiling lamps	•	•	•	•	•	•
Full steel bulkhead with clothes hook	•					
EXTENSO® modular folding passenger bench seat with pivoting writing table, storage under central seat, load through hatch in bulkhead and load protection cover	◦	•	•			

	Panel Van			Crew Van		
	Enterprise	Driver	VTR	Enterprise	Driver	VTR
Interior features, storage and load carrying (continued)						
Full toughened plastic bulkhead with polycarbonate window fixed behind row 2 seats, insulated for sound and temperature				•	•	•
Load tie-down hooks in cargo area (6 in M versions, 8 in XL versions)	•	•	•			
Load tie-down hooks in cargo area (4 in M versions, 6 in XL versions)				•	•	•
Branded Floor Mats in 1st Row			•			•
Wheels, tyres and exterior style						
Puncture repair kit	•	•	•	•	•	•
Tyre pressure monitor	•	•	•	•	•	•
16 inch steel wheels with black centre caps	•			•		
17 inch steel wheels with full wheel cover		•			•	
Exclusive Diamond-Cut Dynamic 18” alloy wheels			•			•
Black front and rear bumpers, side rubbing strips, exterior door handles and door mirrors	•			•		
Painted front bumper		•	•		•	•
Painted rear bumper (M only)		•	•		•	•
Painted rear bumper corners (centre section of rear bumper not painted on XL versions. Incompatible with Passion Red or special paint)		•			•	
Painted exterior handles		•	•		•	•
Painted decor strips (side mouldings)		•	•		•	•
Painted Sliding Door Rail Cover		•			•	
Unique body kit featuring Front Lip Spoiler, Side skirts with integrated front mud guards, Rear spoiler (Piano Black) and unique Rear Bumper			•			•
Unique VTR Badging and Livery			•			•
Instruments						
Full 10" colour digital cluster	•	•	•	•	•	•
Multi-function on-board trip computer	•	•	•	•	•	•
Door opening warning and audible lights-on warning	•	•	•	•	•	•
Electric vehicle specific						
11KW On Board Charger with Mode 3 charging cable – 6 metres (for use with wallbox)	•	•	•	•	•	•
Remote temperature pre-conditioning (requires ë-Remote Control service subscription)	•	•	•	•	•	•
AVAS: Acoustic Vehicle Alerting System – generates a sound when travelling at low speed, audible outside the vehicle for pedestrian safety	•	•	•	•	•	•
Paddles for regenerative braking selection. Three levels – light; medium; strong (Electric versions only)	•	•	•	•	•	•

CITROËN Ë-DISPATCH & DISPATCH

All Manufacturer's Recommended Basic Prices are exclusive of VAT.

Options

• Standard equipment

* Additional terms & conditions apply to Connected Services, including customer acceptance of location sharing prior to activation. Subject to subscription - after you have taken delivery of your vehicle, please [click here](#) to subscribe.

		Panel Van			Crew Van		
		Enterprise	Driver	VTR	Enterprise	Driver	VTR
Technology and entertainment	Option code						
My Citroën Drive Plus featuring 10 inch HD Colour touchscreen with Citroën Connect Navigation & DAB radio, Mirror Screen® (Apple CarPlay™ and Android Auto™), Bluetooth® handsfree, and USB socket. Includes Real Time Traffic updates (6 months*) & SpeedCam (6 months*) *subject to subscription – click here to subscribe	ZJA9	£650	•	•	£650	•	•

Seating, comfort and convenience							
Individual front passenger seat with armrest. Height adjustable driver's seat with lumbar adjustment and armrest	WAAS	£0			£0		
Winter Pack: Heated driver seat with controls on the seat [NA03], Side airbags 1st row driver and passenger thorax in the seats + curtain for the head [NF26], Heated Leather Steering Wheel [VH04+I301+HG06]	NA03	£500	£500	•	£300	£300	•
EXTENSO: dual passenger bench seat with fold-up outer seat, fold-down writing table in central seat back and storage under central seat. Height adjustable driver's seat with lumbar adjustment and armrest	WAAT	£350	•	•			
Camera Pack: Visiopark 180° (Rear Parking Camera)	WYAX	£350	•	•	£350	•	•
Camera Pack with Connected Navi: Visiopark 180° Rear Parking Camera [WYAX], My Citroen Drive Plus w/Navigation [ZJA9], Power-Folding Mirror [HU02], Fog lamps [PR06], 12V socket in load area (LHS at bottom of D-Pillar) [ES04]	J6RZ	£850	•	•	£850	•	•
City Pack. Dynamic Surround View [WYAZ] with Connected Navi Pack: Digital rear view mirror and lateral side view [N202], Front & Rear Park Assist [UB24], Flankguard detection of fixed obstacles, Visiopark 180 [QK13], Blind spot detection [AO01], My Citroen Drive Plus w/Navigation [ZJA9], Power-Folding Mirror [HU02], Fog lamps [PR06], 12V socket in load area (LHS at bottom of D-Pillar) [ES04] (Not available with Gkazed Rear Doors or Glazed Tailgate)	J6S1 For Crew Van only, order WYAZ & ZJA9	£1,250	•		£1,400	•	

Safety and security							
Perimetric and volumetric, Thatcham category 1 approved alarm	AB08	£225	•	•	£225	•	•

Doors & windows							
Fixed side windows in sliding side doors, with noise-reducing tinted glass	VG07	£120	£120				
Twin glazed rear doors (opening to 180°) with Glazed Bulkhead, heated rear windows and wash-wipe (Not available with Dynamic Surround View)	WO05	£300			£300		
Tailgate with Glazed Bulkhead, heated window and wash-wipe (Not available with Dynamic Surround View)	WO06	£300			£300		

		Panel Van			Crew Van		
		Enterprise	Driver	VTR	Enterprise	Driver	VTR
Load carrying	Option code						
Coated anti-slip 9mm wood floor with aluminium rods	GB33	£400	£400		£400	£400	
Polycarbonate glazed contoured bulkhead. Provides an additional 40mm of seat travel and 8.5° of tilt on the driver's seat. Reduces load length by 116mm at a height of 1m from the floor.	PX37	£200					

Wheels, tyres & driving characteristics							
17 inch steel wheels with black centre caps and 3PMSF CrossClimate tyres	ZHZQ	£400			£400		
17 inch ""Phoenix"" alloy wheels in Anthra with Westlake Loadforce 326+ tyres [ZHZJ] (not available with Worksite Pack)	ZHZJ	£650	£650		£650	£650	
Full sized spare wheel with black steel rim	RS03	£160	£160	£160	£160	£160	£160
Worksite Pack: Enhanced Ground Clearance (175mm) [SE02], Engine Protection Plate [FX01], Full Sized Spare Wheel [RS03] (Diesel only; not available with Alloy Wheels)	GA04	£950 M £750 XL			£950 M £750 XL		

Towing							
Removable Towbar with ball and hook, 13 pin connector and Trailer Sway Mitigation (Diesel only)	AQ10	£700	£700		£700	£700	

Converter equipment							
Converter Pack: Upgraded battery and alternator (L3 720 battery, class 18 alternator), towbar pre-conditioning (rear electric harness + fast connectors (behind rear bumper) + beam with 13 pin socket), Conversion interface box - Only for use for electrical connections for integral elements of a vehicle conversion	BQ01	£400			£400		
e-PTO (Electrical Power Take Off) on 400V battery: High power connector on junction box (Electric only)	4204	£350					

Also includes a fleet management service offer....



Preventive Maintenance

For 4 Years for customers managed by DEALERS

(B2C & SME)

The Preventive Maintenance Service is designed to help monitor and optimise the health of commercial vehicle fleets, offering support through live alerts and upcoming maintenance reports. This makes it easier for fleet managers to keep their vehicles in good working condition, saving time and money.

- Fleet Dashboard View
- Maintenance Tracking
- Report via Email
- Vehicle Health Alerts
- Van Maintenance Appointment

Connect Fleet

Customers can upgrade (via subscription) to Connect Fleet. This management platform is a full version opening up a broader spectrum of possibilities. With Connect Fleet customers can optimise the use of their vehicles by gaining access to consumption reports, mechanical alerts, eco driving and driving behaviour reports and vehicle geolocation in the event of theft in real time.

For more details [click here](#)

For contact [click here](#)

4 YEARS TRANSFERABLE

OR



Fleet Management Data Pack

For 4 Years for customers managed by NSC KAMs

(Major Fleets, RAC & Leasing)

Natively embedded telematics data via MyCitroën is already included in vehicle purchase for eligible vehicles. This enables a multitude of fleet management use cases to boost fleet efficiency, safety and sustainability, including:

- Fuel Management
- Vehicle Health Monitoring & Maintenance Management
- Route Optimisation
- Driver Monitoring
- EV Charging Management

Benefits for Fleet Customers

- Compatible with any Fleet Management Service Provider
- No expenses for aftermarket device, no additional data costs for customer
- No downtime for installation
- Seamless, immediate and zero-touch activation, rapid deployment at scale
- As telematics system is fully integrated in vehicle, data source is primary and will not be a third party approximation

For more details [click here](#)


For contact [click here](#)

4 YEARS NON-TRANSFERABLE

Colours, wheels and interior

Body colours

Icy White (F)
(POPR)
Standard



Titanium Grey (M)
(M01J)
Option £650



Cumulus Grey (M)
(M0F4)
Option £650



Perla Nera Black (M)
(M09V)
Option £650



Passion Red (S)
(E09X)
Enterprise Only £750



(S) Special colours
(M) Metallic
(F) Flat

Option availability varies according to version/engine/trim level.
Some options are only available as part of a pack.
Please refer to the options page for further information.
Special colours subject to extended lead times and are not available on Driver Edition.

Special fleet colours (£750 exc VAT) are available – please discuss with Retailer or Key Account Manager for more details.

Wheels



16 inch steel wheels with black centre cap
Standard on Enterprise.



17 inch steel wheels with 'Pentagon' wheel cover
Standard on Driver.



17 inch 'Phoenix' alloy wheels
Optional on Enterprise and Driver.

Interior ambience



Technical – Electric

Electric 136hp Automatic	
Motor	
Torque Nm	270 Nm @ 3530 rpm
Max power CEE (hp (kw) / rpm)	136 (100) / 3540
Battery	75kWh
Chemistry	Li-Ion - NMC
Gross/Net Capacity	75/69kWh
Battery Warranty	8 years/100,000 miles/70% capacity
Transmission	
Gearbox	Automatic electric drive with fixed gear ratio
Service	
	Every 25,000 miles or 2 years (whichever comes sooner). Initial inspection at 12,500 miles or 1 year (whichever comes sooner)
Performance (All figures driver alone)	
WLTP Range (Combined)	219mi
Max speed (mph)	81 (130kph)
Acceleration (0-62 mph)	13.6sec
Charging times	
Domestic electrical plug - Type 2 Socket	36h 45m (100%)
Single Phase Wallbox (7.4kW) - Type 2 Socket	11h 20m (100%)
Three Phase Wallbox (11kW) - Type 2 Socket	7h 30m (100%)
Rapid (DC) Charging (100 kW) - CCS Socket	45m (5 to 80%)

Legal notice ELECTRIC VEHICLES:
The range and electric consumption figures mentioned comply with the WLTP test procedure, on the basis of which new vehicles are type approved from 1st September 2018.
They may vary depending on actual conditions of use and on different factors including (but not limited to):
- speed
- thermal comfort on board the vehicle
- driving style
- outside temperature.
The charging time depends in particular on the power of the charger on board the vehicle, the charging cable and the type and power of the charging station used.


Electric information at your fingertips

Citroën ë-Dispatch is designed with one priority: to make its day-to-day use easier. At a glance, you can see the battery charge level and the power consumption of electrical equipment including the heating and air conditioning, thanks to dedicated gauges in the instrument panel and the 10” touchscreen.



Everything you need to charge

Citroën have partnered with Octopus Energy to provide everything you need for your Citroën ë-Dispatch, including a tariff, charger and a solution for charging on the go making owning an electric vehicle easier and hassle-free. [Click here for more information.](#)



Technical – Diesel

	120hp Manual	150hp Manual	150hp Automatic	180hp Automatic
Engine				
Capacity (cc)	1499	2184		
Cylinders / Valves	4 cylinders, 4 valves per cylinder, double overhead camshafts			
Max power CEE (HP (kW)/rpm)	120hp (88kW) @ 3500rpm	150hp (110kW) @ 3500rpm		180hp (132kW) @ 3500rpm
Max torque CEE (Nm (lb/ft)/rpm)	300Nm (221lb.ft.) @ 1750rpm	370Nm (273lb.ft.) @ 1500rpm		400Nm (295lb.ft.) @ 1500rpm
Bore and stroke (mm)	75 x 84.8	83.8 x 99		
Euro emission status	Euro 6E BIS			
Fuel system	High pressure turbo-charged direct injection			
Stop & Start system	•			
Service Interval	25,000 miles or 2 years (whichever occurs sooner)	30,000 miles or 2 years (whichever occurs sooner)	32,000 miles or 2 years (whichever occurs sooner)	
Transmission				
Gearbox	Manual		Automatic	
Number of gears	6		8	
Driven wheels	Front			
Performance (All figures driver alone)				
Max speed (mph)	99	106	106	106
Steering	Electric power steering Turning circle (kerb-to-kerb) – 12m (40.7ft) M/XL models			
Suspension	Front: Independent. Reinforced Psuedo MacPherson front axle with Anti-roll bar Rear: Oblique wishbone trailing arms rear axle			
Brakes Front/Rear	304mm x 28mm Ventilated front discs 290mm x 12mm Solid rear discs			
Full tank capacity Litres (gallons)	69 (15.1)			
AdBlue® tank capacity Litres (gallons)	19 (4.1)			

Vehicles with BlueInjection technology will need regular AdBlue® top-ups also between servicing requirements. An indicator integrated into the on-board computer will warn you when you need to top up. For more information, contact your local Citroen dealer. In accordance with regulations R (EC) No. 715/2007 and R (EC) No. 692/2008 (in the versions respectively applicable).

Dynamic surround view

Incorporates a digital rear-view mirror with cameras above the rear door and in the nearside exterior door mirror, extending the view of traditional rear view mirrors.

The system features include:

- Side blind spot detection – Enables the driver to clearly see obstacles on the nearside.
- Visiopark 180° rear parking camera – Working with 12 parking sensors enables safer reversing as the driver is now able to view a larger area via the digital display screen. Automatically activates when reverse gear is engaged or the rear doors are opened.



CO₂, Fuel Economy & EV Range

	CO2 Combined		WLTP Economy Combined			
	Vehicle Low or VL (g/km)	Vehicle High or VH (g/km)	Vehicle Low or VL (l/100km)	Vehicle High or VH (l/100km)	Vehicle Low or VL (mpg)	Vehicle High or VH (mpg)
Panel Van						
Panel Van M Diesel 120hp Manual	167	184	6.3	6.9	44.8	40.9
Panel Van XL Diesel 120hp Manual	174	187	6.6	7.1	42.8	39.8
Panel Van M Diesel 150hp Manual	163	184	6.2	6.9	45.6	40.9
Panel Van XL Diesel 150hp Manual	173	188	6.5	7.1	43.5	39.8
Panel Van M Diesel 150hp Automatic	172	191	6.5	7.2	43.5	39.2
Panel Van XL Diesel 150hp Automatic	178	194	6.7	7.3	42.2	38.7
Panel Van M Diesel 180hp Automatic	172	191	6.5	7.2	43.5	39.2

Crew Van						
Crew VanM Diesel 150hp Manual	166	185	6.3	7.0	44.8	40.4
Crew Van XL Diesel 150hp Manual	174	189	6.6	7.1	42.8	39.8
Crew Vanb M Diesel 150hp Automatic	174	193	6.6	7.3	42.8	38.7
Crew Van XL Diesel 150hp Automatic	180	195	6.8	7.4	41.5	38.2
Crew Van M Diesel 180hp Automatic	180	195	6.8	7.4	41.5	38.2

	WLTP Combined Electric Range				WLTP City Electric Range				Electric Energy Consumption	
	Vehicle Low or VL (km)	Vehicle High or VH (km)	VL (miles)	VH (miles)	VL (km)	VH (km)	VL (miles)	VH (miles)	VL (Wh/km)	VH (Wh/km)
Panel Van										
Panel Van M Electric 136hp Automatic	370	313	230	194	464	454	288	282	224	264
Panel Van XL Electric 136hp Automatic	370	313	230	194	459	449	314	279	224	264

Crew Van										
Crew Van M Electric 136hp Automatic	370	313	230	194	442	432	275	268	224	264
Crew Van XL Electric 136hp Automatic	370	313	230	194	438	428	314	266	224	264

* WLTP figures shown are for comparison purposes and should only be compared to the fuel consumption and CO₂ values of other vans tested to the same technical standard. The fuel consumption achieved, and CO₂ produced, in real world conditions will depend upon a number of

factors including, but not limited to: the accessories fitted (pre and post registration); variations in weather; driving styles and vehicle load. The WLTP (Worldwide Harmonised Light Vehicles Test Procedure) is used to measure fuel consumption and CO₂ figures. The CO₂ figures display a

range to reflect the highest value for the highest emitting version with all available options added, through to a minimum value to represent the lowest emitting version in standard specification.

Weights & Loads

	Gross Vehicle Weight (GVW)	Mass in Running Order (MIRO)	Kerb weight	Maximum payload	Max plated front axle	Max plated rear axle	Gross Train Weight (GTW)	Maximum braked towing weight	Max. unbraked towing weight	Maximum towball weight	Number of Seats
	Includes Driver		No Driver								
Panel Van											
Panel Van M Electric 136hp Automatic	3230	2095	2020	1210	1530	1800	4100	1000	750	60	3
Panel Van XL Electric 136hp Automatic	3190	2127	2052	1138	1530	1800	4100	1000	750	60	3
Panel Van M Diesel 120hp Manual	2830	1732	1657	1173	1500	1800	4230	2000	750	80	3
Panel Van XL Diesel 120hp Manual	2830	1784	1709	1121	1500	1800	4230	2000	750	80	3
Panel Van M Diesel 150hp Manual	3100	1849	1774	1326	1500	1800	5000	2500	750	100	3
Panel Van XL Diesel 150hp Manual	3100	1881	1806	1294	1500	1800	5000	2500	750	100	3
Panel Van M Diesel 150hp Automatic	3100	1879	1804	1296	1500	1800	4900	2500	750	100	3
Panel Van XL Diesel 150hp Automatic	3100	1892	1817	1283	1500	1800	4900	2500	750	100	3
Panel Van M Diesel 180hp Automatic	3100	1879	1804	1296	1500	1800	4900	2500	750	100	3
Crew Van											
Crew Van M Electric 136hp Automatic	3200	2200	2125	1075	1500	1800	4100	1000	750	60	6
Crew Van XL Electric 136hp Automatic	3160	2224	2149	1011	1500	1800	4100	1000	750	60	6
Crew Van M Diesel 150hp Manual	3100	1930	1855	1245	1500	1800	5000	2500	750	100	6
Crew Van XL Diesel 150hp Manual	3100	1950	1875	1225	1500	1800	5000	2500	750	100	6
Crew Van M Diesel 150hp Automatic	3100	1928	1853	1247	1500	1800	4900	2500	750	100	6
Crew Van XL Diesel 150hp Automatic	3060	1949	1874	1186	1500	1800	4900	2500	750	100	6
Crew Van M Diesel 180hp Automatic	3030	1947	1872	1158	1500	1800	4900	2500	750	100	6

All figures in KG unless stated.

(1) Without driver. Kerb weight is calculated for a European base specification vehicle including oil, water, lubricants, tools, spare wheel and 90% full fuel tank. Weights may change with the addition of equipment.

(2) Maximum indicative payload is calculated as the difference between GVW and kerb weight. However, due to manufacturing tolerances and differences in the specification of UK vehicles, the mass in service figure provides a closer indication of the vehicle weight and therefore enables a more realistic payload to be calculated. An individual vehicle must be weighed to establish the exact kerb weight and payload applicable to that vehicle. It is the responsibility of the driver to ensure the vehicle is operated within the legal limits.

(3) Within limits of GVW.

(4) Maximum recommended towing weight within limits of GTW.

Dimensions

Exterior

Exterior Dimensions - Panel Van & Crew Van		
Dimensions - mm	M	XL
Wheelbase	3275	
Overall length	4980	5331
Overall height	1904	1935
Width (excluding door mirrors)	1924	
Width (including door mirrors)	2204	
Front overhang	901	
Rear overhang	802	1152
Minumum Ground Clearance	150	
Minumum Ground Clearance (with Worksite Pack)	175	

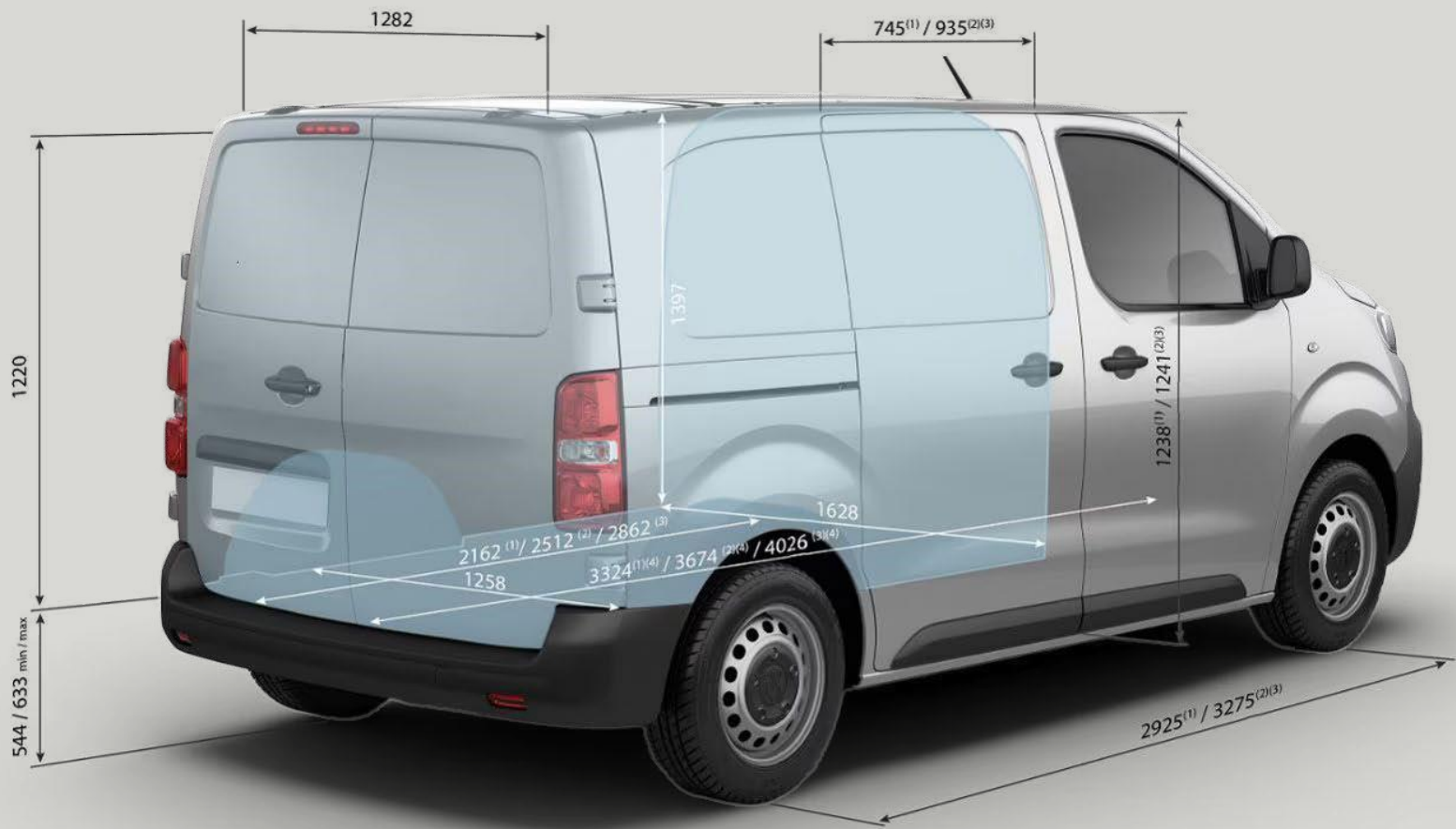
Dimensions of doors - Panel Van & Crew Van		
Dimensions - mm		
Side door aperture width	935	
Side door aperture height	1241	
Rear door aperture width	1282	
Rear door aperture height	1220	

Interior

Interior Dimensions - Panel Van		
Dimensions - mm; Volume - m³	M	XL
Load length at mid-height	2185	2535
Load length at floor (without load-through bulkhead)	2512	2862
Load length at floor (with load-through bulkhead open)	3674	4026
Load width between wheel arches	1258	
Maximum load width (SLD both sides)	1628	
Maximum load height	1397	
Load volume m3 (without load-through bulkhead)	5.3	6.1
Load volume m3 (with load-through bulkhead open)	5.8	6.6
Loading height (Minimum to maximum)	539 to 608	595 to 628

Note: Measurements quoted are based on a non ply van delivered from the factory.
*Load length at floor along centre is impacted by rear door locking mechanism (by approximately 50mm)

Interior Dimensions - Crew Van		
Dimensions - mm; Volume - m³	M	XL
Load length at mid-height	1352	1700
Load length at floor	2017	2365
Load volume m³	3.2	4.0



Glossary of Terms

Plated weight

The maximum weight to which a vehicle or an axle may be loaded, determined either by the design of the components or by legislation. All commercial vehicles must carry a manufacturer's 'plate' showing the vehicle and axle gross 'plated weights'. It is an offence to drive a vehicle in a condition where any of these weights are exceeded.

Kerb weight

The Minimum Mass minus the driver's weight. When Kerb Weight used, driver weight is included within the Maximum Indicative Payload weight.

Minimum Mass

Minimum Mass ('Mass in running order' on Certificate of Conformity and 'Mass in Service' on V5C form) is defined according to European Type Approval and include all fluids, tools and 90% fuel load/EV battery. It is minimum mass for this variant and does not consider local specification/trim or deletable options (specific to the vehicle). Weights are also subject to manufacturing tolerances (EU Legislation allows 5% tolerance).

Gross Vehicle Weight (GVW)

The total permissible weight of a vehicle including payload and passengers, as shown on the manufacturer's plate.

Gross Combination Weight (GCW)

The maximum permissible weight of a vehicle, including payload and passengers, combined with the total weight of any trailer it is towing. The maximum GCW weight limit is quoted on the vehicle plate and must not be exceeded.

Payload

The total permissible weight that can be carried without exceeding the vehicle's plated weight. Payload does not include driver but does take into consideration specification/trim level:

Weights are also subject to manufacturing tolerances (EU Legislation allows 5% tolerance). Payload does not consider any additional options that a customer may order.

Roof loads

Roof load should not exceed 100kg including the weight of the roof rack/carrier.

Maximum towing weight

The maximum weight of any trailer and its load which may be towed within the limit of the vehicle's plated Gross Combination Weight (GCW). It is based on the ability of the vehicle – at full GCW – to restart on a 12% gradient, which is approximately 1 in 8.3, at sea level. At altitudes above 1500 metres, the engine output may drop with a corresponding reduction in towing capability. It is the operator's responsibility to ensure that the trailer noseweight does not cause the rear axle plated weight of the towing vehicle to be exceeded.

Always fit Citroën towing attachments and accessories available from your Citroën Commercial Vehicle Retailer. They are designed specifically for Citroën models and carry a 12-month warranty.

Commercial Vehicle Categories

Differences between M1/N1 and M2/N2 (Vehicles with GVW above 3500kg)

Category M: Passenger carriers

Category N: Goods vehicles

Category N1: Vehicles designed and constructed for the carriage of goods and having a maximum mass not exceeding 3.5 tonnes.

Category N2: Vehicles designed and constructed for the carriage of goods and having a maximum mass exceeding 3.5 tonnes but not exceeding 12 tonnes.

Specific differences, all M2/N2 require the following:

Speed limiter: All M2/N2 vehicles are legally required to be speed limited. M2 to 62mph and N2 to 56mph.

Conversions

Body builders requiring conversion guidance including 2D drawings & 3D CAD should establish an account at www.converters-and-stellantis.com

Citroën & You

A network of Citroën Van Retailers, Authorised Repairers and Parts Distributors are equipped and trained to meet the needs of today’s Citroën customer.

Retailers can offer advice on vehicle funding; via Leasys with packages such as Contract Hire, Finance Lease or Lease Purchase for Business Users, or via Citroën Financial Services with Hire Purchase or Citroën Personal Contract Purchase for Retail buyers.

In addition Authorised Repairers have a team of technicians skilled in the care and maintenance of Citroën products.

Delivery and number plates

There is a standard charge for delivery with number plates as follows:

Citroën Berlingo & Berlingo Van, Dispatch and Relay: **£1,074.17 exc. VAT (£1,289 inc. VAT)**

These prices are exclusive of Vehicle Excise Duty and the Government First Registration Fee. Where delivery is not made to the customer at the Retailer’s premises, a further charge may be made at the Retailer’s discretion.

Vehicle Excise Duty

V.E.D. rate for all commercial vehicles up to and including 3,500kg G.V.W.: **£345**
V.E.D. rate for all commercial vehicles above 3,500kg G.V.W.: **£171**

Vehicle conversions

Conversions of vehicles supplied by Citroën UK are carried out by independent companies to suit the needs of individual customers. In all cases, the converter company is responsible for:

- Ensuring that the converted vehicle conforms to all legislation in force at the time
- The suitability of the conversion carried out, in agreement with the customer
- The quality of design and workmanship of the conversion
- Claims under guarantee relating to the conversion

Citroën UK Ltd does not accept any liability whatsoever and howsoever incurred in respect of the works carried out by such independent companies, and customers must assure themselves of the suitability, quality and legal conformity of such conversion works.

Citroën Fleet and Business sales

All Citroën New Van Retailers are dedicated to meeting the specialist needs of both the fleet and business buyer. Their comprehensive service can include advice on important business vehicle decisions, such as alternative acquisition methods, disposal of existing vans, priority servicing and much more. In short, their expertise aims to provide a ‘total transport solution’ for all your fleet or business vehicle needs.

For more information on Citroën fleet and business sales please contact your local Citroën Retailer or [click here](#)

Leasys

Leasys is the proud Business Contract Hire partner of Citroën and consequently, can provide quick vehicle delivery to keep your business mobile.

Specialised in Medium to Long-Term Leasing options and Fleet Management solutions for businesses of all sizes, Leasys lead mobility by offering sustainable and innovative solutions designed around customers, for a best-in-class experience. Their team of experts can personally support you and provide dedicated consultation.

Leasys is equally owned by Stellantis and Crédit Agricole Consumer Finance and is a member of the British Vehicle Rental and Leasing Association (BVRLA).

For further information, please contact your local Citroën Retailer or [Click here](#).

Comprehensive Warranty

Every new Citroën van offers the benefit of a three year* warranty package, plus a five year anti-perforation** warranty and a two year paint warranty.

In addition, the ë-Berlingo, ë-Dispatch and ë-Relay offer a manufacturer’s battery warranty of eight years/100,000 miles up to 70% charging capacity.

* Two years’ unlimited mileage manufacturer’s warranty. No-fee customer option of one year’s Retailer provided warranty, only on vehicles sourced from Citroën UK Limited. Note: Retailer provided warranty is limited to 100,000 miles for all commercial vehicles including motorhomes and other converted vehicles.

** Against all internal to external perforation to bodywork or underbody on condition the van undergoes an inspection by a Citroën franchised Retailer on its second and fourth anniversaries.

Citroën Assistance

In response to a free telephone call in the UK, Citroën Assistance brings rapid expert roadside assistance to you in an emergency.

It comes free of charge for a full year, from date of vehicle registration, and operates 24 hours a day in all parts of the UK and Europe. Services include nationwide recovery for both van and passengers, a home call service, replacement vehicle, hotel accommodation and vehicle storage if required. You can also purchase additional Citroën Assistance via your local Citroën Retailer at any time. Please note, Citroën Assistance only applies to incidents covered by the new vehicle warranty, and excludes

non-vehicle faults, such as running out of fuel, mis-fuelling, loss of keys, lock-ins, road traffic accidents and punctures/wheel changes. ë-Berlingo, ë-Dispatch and ë-Relay comes with a free of charge three year Citroën Assistance starting from the date of registration.

For more details please [click here](#)

Servicing

Available up to one year from your vehicle’s registration date, but before its first chargeable service, a Citroën Servicing package enables you to pay in advance for:

- Scheduled Servicing†
- Annual Service(s)† for vehicles with a two year service plan
- Brake Fluid Replacement†

This package can be personalised depending on your needs, with options ranging from 12 to 60 months and 10,000 to 100,000 miles.

† As outlined in your vehicle’s Maintenance & Warranty Guide.

Maintenance

For a single fee or low monthly payments, you can put yourself in control of your maintenance costs. Depending on your needs, you can choose from a package that covers you between 12 and 48 months and between 10,000 and 150,000 miles and provides you with:

- Scheduled Servicing†
- Periodic Maintenance†
- Wear and Tear Cover – The replacement of friction materials such as brake pads, discs, wiper blades, clutch and other such items needed to keep you and your vehicle on the move

• Citroën Assistance, provided by the AA, includes: Roadside & At Home Assistance, Recovery, Onward Travel and European Cover

• MOT test fees

Why not add the following option to your chosen package:

- Replacement of worn tyres, including wheel balancing (includes puncture repairs)
- Replacement vehicle whilst yours is being serviced or MOT’d

Rest assured that all Maintenance and Servicing work will be carried out by qualified Citroën Technicians at any Citroën Authorised Repairer within the UK, using only Citroën Original Equipment and Approved Parts.

For further information, please contact your Citroën Retailer.

Citroën Motor Insurance

Citroën Insurance has been designed specifically for our vehicles. You don’t just get repairs you get Citroën expertise, service, quality and parts. You see, where other insurers see a vehicle, we see a Citroën.

So, when the time comes to renew your insurance cover, call Citroën Insurance on 0370 024 2725. (Lines open 8am-8pm weekdays, 9am-5pm Saturdays)

Alternatively, visit [www.citroen.co.uk](#) for more information or to apply online.

Citroën Insurance policies are underwritten by U K Insurance Limited, Registered office: The Wharf, Neville Street, Leeds, LS1 4AZ. Registered in England & Wales No. 1179980. U K Insurance Limited is authorised by the Prudential Regulation Authority and regulated by the Financial Conduct Authority and the Prudential Regulation Authority. Citroën Insurance is a trading style of PSA Finance UK Limited (company registration number: 01024322) having its registered office at 61 London Road, Redhill, Surrey, RH1 1QA.

Internet

[Click here](#) to visit the Citroën Website for full information on all Citroën products and offers available in the UK, together with details of our environmental and recycling policies. Or [click here](#) to contact Citroën directly. Alternatively, for further information, please contact your Citroën Retailer.

Citroën Connected Services

Vehicles equipped with the Citroën Connect box have an embedded SIM card.

This means that as well as safety features, Citroën drivers can subscribe to a range of connected services:

- Real Time Traffic and Speedcam alerts: with live data to enhance the Citroën Connect Nav system
- Remote access to lock or unlock the vehicle’s doors from a smartphone
- E-remote Control: remote management of electric vehicle charging and temperature
- And much more!

Service availability depends on the hardware fitted on each vehicle. For more information [click here](#).



To find out more
visit citroen.co.uk



To find out more about Motability,
please contact your local retailer or
[click here](#)

Citroën UK Ltd, Pinley House, 2 Sunbeam Way, Coventry CV3 1ND.

NOTE: Every endeavour has been made to ensure that the information, including prices, contained in this leaflet was accurate at the time of publishing January 2026. The Company however, reserves the right, whilst preserving the essential characteristics of the models described, to introduce at any time modifications, changes of details, equipment or accessories as may be considered necessary to improve the models described or for any other reason of a constructional or operational nature.

CITROËN PREFERS TotalEnergies