



**PURE VANS**

**Telephone - 01633-212944**

**Email - sales@purevans.com**

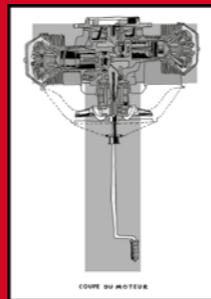

**www.purevans.com**



» CITROËN



NEW  
CITROËN ë-BERLINGO VAN ELECTRIC  
AND CITROËN BERLINGO VAN



During the 90s Le Tone had a major hit, "Joli Dragon", and devoted himself to music for 15 years before progressively moving towards illustrative art. Since 2011 his creations have been exhibited in famous places such as the

Pompidou centre. An admirer of artists who know how to make the best use of colour, Le Tone confesses to having a weakness for black and white, which he uses to tell simple stories by using felt pen drawings in notebooks.

## 1951

Innovative, light, tough and economical, the 2CV Fourgonette has always been a much-loved classic. Between 1951 and 1978 over 1.2 million were made, and they remain highly collectable today.



## 2020

Citroën launches ë-Dispatch electric, featuring a useful range of up to 211 miles (WLTP) and the ability to charge up to 80% in just 30 minutes when using a public rapid charger.



### 1934

Citroën revolutionises the automotive landscape with the Traction Avant. The famous name relates to its ground breaking front wheel drive engineering.

### 1939

Citroën launches the 'TUB', a supremely practical modern design with a sliding side door: its successor is the famous Type H, above, launched in 1948.

### 1948

The much-loved 2CV is created as a "safe and economical vehicle, able to carry four people on-board and 50 kg of luggage". More than five million are made.

### 1955

Unveiled to a stunned public at the 1955 Paris Motor Show, the DS takes futuristic design to new heights. Its stunning aerodynamic shape, created by Flaminio Bertone, earns it the nickname 'flying saucer'.

### 1968

It's a golden age for light and agile vehicles like the Ami 6, Dyane and Mehari, a unique design for all roads and multi-purpose use.

### 1970

The modern looks and neat style of GS will see it remain one of the most aerodynamic and comfortable vehicles on the market for years to come. Equipped with a flat 4-cylinder engine and hydropneumatic suspension, this hatchback will go on to sell around 2.5 million units.

Discover the models that make up Citroën's extraordinary history, from 1919 to the present day.

COMMERCIAL  
VEHICLE RANGE

From the busy city centre to the open road, Citroën vans have been designed from the ground up to ensure every trip is comfortable and stress-free. There's now also the choice of 100% electric across the entire van range.



CITROËN BERLINGO VAN



CITROËN DISPATCH



CITROËN RELAY

100% ELECTRIC — 



CITROËN AMI CARGO  
ELECTRIC



CITROËN ë-BERLINGO  
VAN ELECTRIC



CITROËN ë-DISPATCH  
ELECTRIC



CITROËN ë-RELAY  
ELECTRIC

NEW CITROËN ë-BERLINGO  
VAN ELECTRIC AND  
CITROËN BERLINGO VAN



# TEN KEY FEATURES

## THE POWER OF CHOICE

100% electric, PureTech petrol or BlueHDi diesel.  
PAGES 10-11

## MODERN AND ROBUST DESIGN

Instantly recognisable vertically angled windscreen and protective front end design.  
PAGES 16-17

## CHOOSE FROM FOUR VERSIONS

X Pro, Worker Pro, Enterprise Pro and Driver Pro.  
PAGES 18-19

## TWO LENGTHS

Choose the standard M version (4.40 m) or the extended XL version (4.75 m).  
PAGES 20-21

## UP TO 4.40 M<sup>3</sup> OF LOAD SPACE

Size M features a generous 3.30 m<sup>3</sup>, or go big with 4.40 m<sup>3</sup> on the XL version.  
PAGES 22-23



Scan this code with your smartphone to access the Citroën Berlingo Van video tutorials.



## EXTENSO® CAB

The adaptable mobile office.  
PAGES 24-25

## CREW VAN

Accommodate up to five people in comfort.  
PAGES 26-27

## SURROUND REAR VISION

Safe clear views of your surroundings.  
PAGES 36-37

## CONNECTIVITY TECHNOLOGIES

Keep in touch with customers and colleagues on the go, and without distraction.  
PAGES 38-39

## UP TO 17 DRIVING ASSISTANCE SYSTEMS\*

A whole range of technology to make driving easier and safer.  
PAGES 42-45

\* As a result of the global shortage of electronic components, some equipment may be temporarily unavailable.



Scan this code to view the latest Berlingo Van videos.

# CONTENTS

- P. 10 POWERTRAINS
- P. 16 STYLE
- P. 28 WELL-BEING
- P. 34 PEACE OF MIND
- P. 54 EQUIPMENT

THE BERLINGO VAN RANGE IS AVAILABLE IN 100% ELECTRIC.

*This image of Driver Pro does not fully reflect the UK specification. The UK specification of Driver Pro comes with the Look Pack as standard which includes body coloured rear bumper, side rubbing strips and exterior door handles.*

# POWERTRAINS

## ELECTRIC, PETROL OR DIESEL

New Citroën ë-Berlingo Van Electric and Citroën Berlingo Van both provide identical modularity, interior space and load capacity. Enjoy the additional comfort of near-silent driving with New Citroën ë-Berlingo Van Electric, as well as free access to city centres that have congestion charges in place. New ë-Berlingo Van Electric is also just as suited for journeys outside of the city, thanks to a range of up to 171 miles.\*



ELECTRIC MOTOR  
100 kW (136 HP)

50 KWH BATTERY  
UP TO 171 MILES OF RANGE\*  
RAPID CHARGE: UP TO 80% IN 30 MINS\*\*

MAXIMUM SPEED:  
84 MPH

PRECONDITIONING OF  
INTERIOR TEMPERATURE

ENGINES RANGING FROM  
100 TO 130 HP

EAT8 AUTOMATIC  
GEARBOX AVAILABLE

FROM 144 G  
OF CO<sub>2</sub>/KM\*\*\*

FROM 54.3 MPG  
(WLTP COMBINED CYCLE)

\* WLTP standard combined cycle. Range of 165 – 171 miles, dependent on use and driving style. \*\*The vehicle will rapid charge at a rate of up to 100kW, depending on the power of the rapid charging station used and will take longer to charge at a lower power. Between 15-80% of the vehicle's charge in 30 minutes from a 100kW charger.

\*\*\*The fuel consumption achieved, and CO<sub>2</sub> produced, in real world conditions will depend upon a number of factors: (including but not limited to) the accessories fitted (pre and post registration), variations in weather, driving styles and vehicle load. The WLTP (Worldwide Harmonised Light Vehicles Test Procedure) is used to measure fuel consumption and CO<sub>2</sub> figures.



# ELECTRIC

New Citroën ë-Berlingo Van Electric adds to the standard levels of comfort of Berlingo Van, with the addition of a near-silent driving experience. Plus, instantly available torque ensures smooth acceleration, with no sudden jolts or vibrations whilst driving. The electric motor provides a power output of 100kW (the equivalent of 136 hp) at speeds up to 84 mph, where permitted.

Choose from three driving modes: 'Eco' optimises energy consumption by limiting overall power and energy consumption; 'Normal' works out the best balance between range and dynamic performance; 'Power' helps maintain the vehicle's performance when fully loaded.

On the centre console, there's an easy-to-use ë-Toggle, just selects Drive, Neutral or Reverse.

In addition, Brake Mode uses clever regenerative braking technology to recoup energy back into the battery, energy usually lost during braking or deceleration, further extending the range.

**8 YEARS OR 100,000 MILES BATTERY WARRANTY FOR 70% OF ITS ORIGINAL CHARGE CAPACITY**

# PETROL OR DIESEL

With Citroën Berlingo Van, choose from efficient PureTech petrol or BlueHDi diesel engines. Both powertrain options are flexible and perfectly suited to any requirement - from stop-start city centre driving to those longer motorway journeys. For additional driving comfort, there's also an optional, latest-generation 8-speed EAT8 automatic gearbox\* featuring steering wheel gearshift paddles.

*\* Optional on selected engines.*



# STYLE

New Berlingo Van stands out and is instantly recognisable as a Citroën commercial vehicle with its vertically angled windscreen and protective and robust front end design. Its wide sliding doors immediately demonstrate its unrivalled practicality. The rear design continues this functional character and 'van spirit' with bright, vertical rear lights.

— AVAILABLE IN 100% ELECTRIC —



*This image of Driver Pro does not fully reflect the UK specification. The UK specification of Driver Pro comes with the Look Pack as standard which includes body coloured rear bumper, side rubbing strips and exterior door handles.*

# WORKER PRO VERSION

The Worker Pro version is designed for professionals who transport equipment and colleagues to all types of worksites. It benefits from the three seat modular Extenso® cab and optimised traction thanks to Grip Control with Hill Descent Assist. Robustness is also one of its strong points. Large wheels, raised ground clearance and a protective plate under the engine. In the load area, features include handy load securing rings, a plastic protective covering and enhanced lighting throughout.



# ENTERPRISE PRO VERSION

Enterprise Pro versions of Citroën Berlingo Van are perfect for professionals who require exceptional load carrying capability combined with advanced specification. Available in Panel Van as well as a Crew Van, all Enterprise Pro versions come with: air conditioning; cruise control with variable speed limiter; Extenso® cab; 8" colour touchscreen and Apple CarPlay® & Android Auto™ as standard.



AVAILABLE IN 100% ELECTRIC

# DRIVER PRO VERSION

Designed for professionals who tend to make longer journeys or numerous deliveries in cities and towns, the Driver Pro version focuses on real comfort. The driver's seat provides lumbar adjustment, acoustic enhancements reduce exterior noise to a minimum and there are plenty of innovative driving assistance systems. Including the all-new Surround Rear Vision system, an electric parking brake, cruise control, My Citroën Drive with DAB radio, multi-function steering wheel and voice recognition are just a few highlights.



*The image of Driver Pro does not fully reflect UK specification.  
The UK specification of Driver Pro comes with the Look Pack as standard which includes body coloured rear bumper, side rubbing strips and exterior door handles.*



AVAILABLE IN 100% ELECTRIC

# SLIDING SIDE DOORS

Citroën Berlingo Van is available with one or two sliding side doors to make loading and unloading considerably easier, no matter where the vehicle is parked. Each sliding side door is 675 mm wide and 1072 mm high to accommodate large packages.



## TWO LENGTHS

Citroën Berlingo Van is available in two body lengths: a standard Size M version at 4.40 m long and an extended Size XL version at 4.75 m. Simply choose the length best suited to your trade and your needs.



..... **M 4.40 m** .....

..... **XL 4.75 m** .....

*This image of Driver Pro does not fully reflect UK specification. The UK specification of Driver Pro comes with the Look Pack as standard which includes body coloured rear bumper, side rubbing strips and exterior door handles.*

 **AVAILABLE IN 100% ELECTRIC**

# EXCEPTIONAL LOAD VOLUME



## PAYLOAD OF UP TO 1000 KG

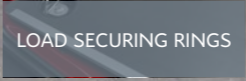
Citroën Berlingo Van offers load volume between 3.30 m<sup>3</sup> and 4.40 m<sup>3</sup> (with Extenso<sup>®</sup> cab), depending on whether you choose the M or XL version. Maximum payload ranges from 800 kg to 1000 kg. At the rear, 60/40 split rear doors open to a full 180 degrees for easy access and loading and the width between rear wheel arches ensures that you can carry up to two Euro pallets. As an intelligent option, you can also specify an Overload Indicator, a useful feature that warns you if the total payload has been exceeded.



OVERLOAD  
INDICATOR



LOADING PACK



LOAD SECURING RINGS











ENHANCED  
LED LIGHTING



## DESIGNED TO MAKE YOUR DAY EASIER

Long objects are no problem, thanks to the opening load flap behind the side passenger seat in Extenso<sup>®</sup> cab versions. For ultimate versatility, Citroën Berlingo Van can be fitted with the Loading Pack, which includes enhanced LED lighting, 12V socket, and four extra load securing rings halfway up the load space, complementing the six rings already fitted to the floor as standard. Safe, secure loads are assured.

BERLINGO VAN	Ë-BERLINGO VAN		
 UP TO <b>1000 kg</b>	 UP TO <b>800 kg</b>	 UP TO <b>4.40 m<sup>3</sup></b>	 <b>1.24 m</b>
 UP TO <b>1.2 t</b>	 UP TO <b>750 kg</b>	 UP TO <b>3.44 m</b>	 <b>2 EURO PALETTES</b>

 AVAILABLE IN 100% ELECTRIC



# EXTENSO<sup>®</sup> CAB

## THREE SEATS PLUS FLEXIBILITY


The modular Extenso<sup>®</sup> cab adapts to your needs. For instance, the side passenger seat base can be lifted to accommodate longer objects from the rear up to 3.09 metres long in the M version, and 3.44 m in XL.

1 – The Extenso<sup>®</sup> cab features three seats, ideal for when you need to carry two extra passengers.  
2 – The central seatback can be folded down to create a mobile office, complete with a pivoting table for when you need to work on the go.

3 – Fold the side passenger seat up and you'll find an additional space that's ideal for transporting fragile loads in the footwell area. This also increases load volume to 3.80 m<sup>3</sup> in M models, and 4.40 m<sup>3</sup> in XL versions.

The Extenso<sup>®</sup> cab also features a clever storage space under the central seat that can be securely padlocked.

 AVAILABLE IN 100% ELECTRIC



# THE CITROËN BERLINGO CREW VAN

## COMFORT FOR UP TO FIVE

The modular and spacious Crew Van is ideal for larger teams and can seat up to five.



- 1 – Available in XL size, the 2nd row of seats provides class leading comfort and legroom.
- 2 – Crew Van can accommodate longer loads when folding down the 2nd-row side and front passenger seats.
- 3 – For the maximum amount of load space, you can fold flat the 2nd row seats and then slide the mesh bulkhead against the front seats. A handy access flap in the bulkhead increases the load length further when the front passenger seat is folded.

*\* Please note that glazed doors in the second row are not offered as standard or an option on the Berlingo Van Crew Van due to the impact that having glazed doors may have on the tax status of the vehicle. Please check with your local HM Revenue & Customs office for further details.*

AVAILABLE IN 100% ELECTRIC 





# WELL-BEING

## ALL ROUND RELAXATION

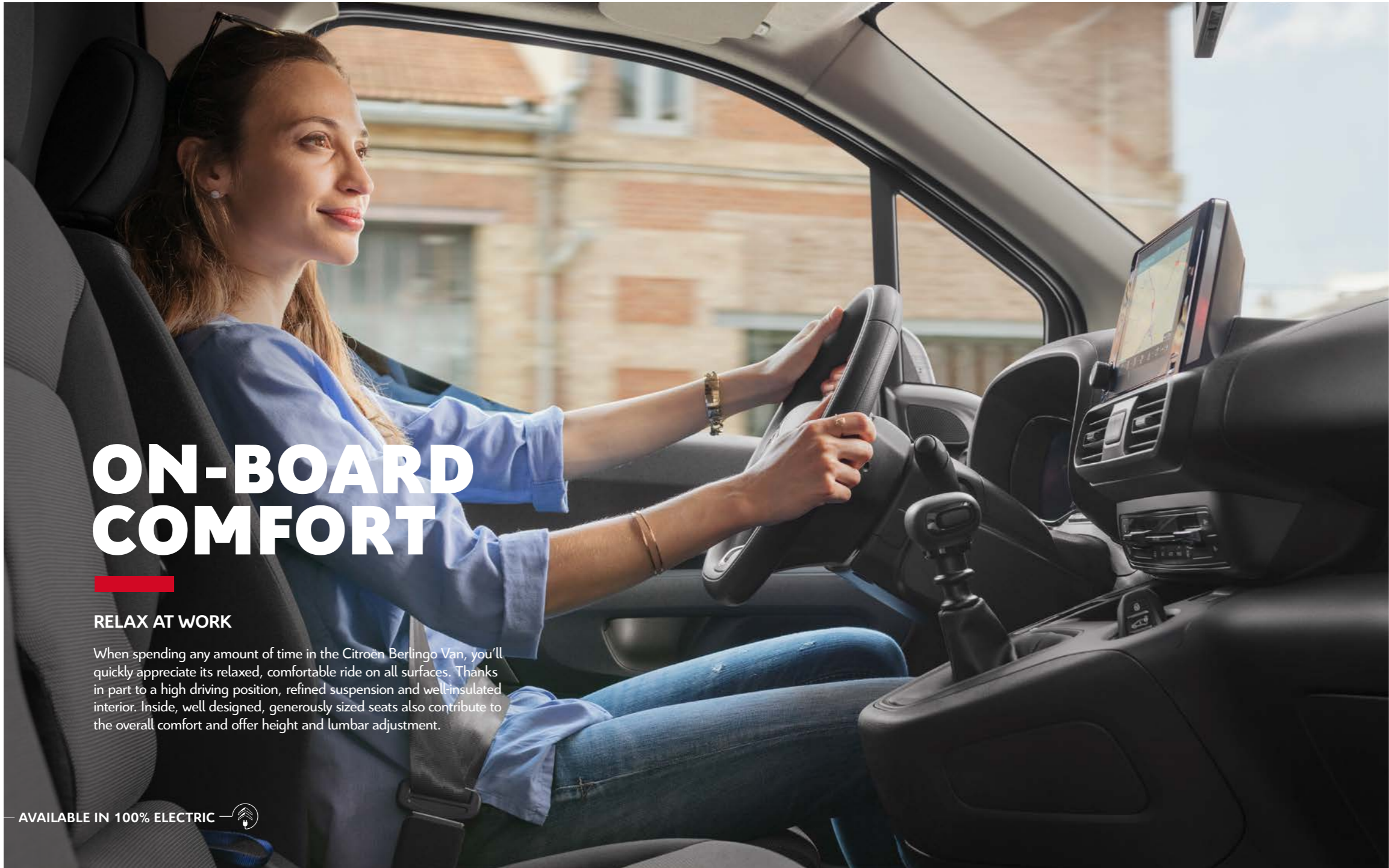
The CITROËN ADVANCED COMFORT® programme delivers innovative, technological and intelligent solutions for the body and mind. Soft-touch materials and low noise levels create a sense of calm, while the interior has been designed to be both simple and versatile throughout. The overall ambience makes every journey feel effortless and intuitive technology ensures the driving experience is easy and serene.

**FILTER**  
OUT STRESS

**MAKE LIFE**  
ON BOARD EASIER

**LIGHTEN**  
THE MENTAL LOAD

**SIMPLE**  
TO USE



# ON-BOARD COMFORT

## RELAX AT WORK

When spending any amount of time in the Citroën Berlingo Van, you'll quickly appreciate its relaxed, comfortable ride on all surfaces. Thanks in part to a high driving position, refined suspension and well-insulated interior. Inside, well designed, generously sized seats also contribute to the overall comfort and offer height and lumbar adjustment.

— AVAILABLE IN 100% ELECTRIC — 





Top Box



Wireless charging



220V socket

# THE MOBILE OFFICE\*

## TOP BOX, 220V SOCKET, WIRELESS CHARGING

Inside the Citroën Berlingo Van, you'll find a ready-made everyday workspace. Your mobile office features a secure Top Box for safely storing away laptops or tablet devices, as well as an optional 220V socket to keep them topped up on the go. There is also a USB port and a 12V socket. As part of the Extenso® cab, working on the move is easier still thanks to the pivoting writing table, which you can use simply by folding down the central seatback.

\* Dependent on version.



AVAILABLE IN 100% ELECTRIC

A man with a beard and short hair is driving a Citroën Berlingo Van. He is looking forward with a slight smile. The car's interior is visible, featuring a large central infotainment screen displaying a map, a digital speedometer on the right side of the dashboard showing 40 km/h, and a rearview mirror with a built-in camera feed. The background outside the car is blurred, suggesting motion.

# PEACE OF MIND

Citroën Berlingo Van features up to 17 driving assistance systems\*, from Lane Departure Warning systems to Keyless Entry and Start. Every advanced feature ensure driving is as easy and stress-free as possible.

\* Depending on version. As a result of the global shortage of electronic components, some equipment may be temporarily unavailable. Head-Up Display is not available within the UK range.

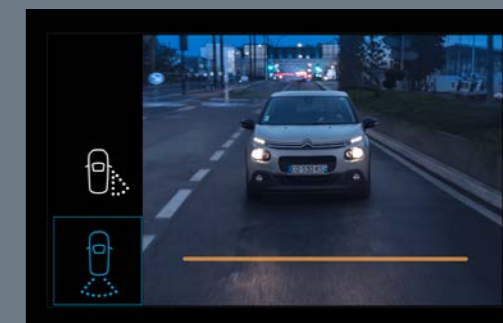
# SURROUND REAR VISION



Transforming visibility as you drive and during manoeuvres, the Surround Rear Vision system is an innovation you'll appreciate every day. With a 5" colour screen placed in the rearview mirror location, the system uses two cameras to give you three different views of your immediate surroundings in real-time.

- 1 – A clear view of your surroundings behind the vehicle whilst driving.
- 2 – Images of the passenger side surroundings to eliminate the blind spot on your left-hand side.
- 3 – The reversing camera to see the area behind you whilst manoeuvring in reverse gear.

*Head-Up Display is not available within the UK range.*



1



2



3

— AVAILABLE IN 100% ELECTRIC —



### MY CITROËN PLAY

Get the most from your compatible smartphone apps through the 8" touch screen with Apple CarPlay® and Android Auto™ functionality as standard.



AVAILABLE IN 100% ELECTRIC

# GRIP FOR TOTAL CONTROL

Standard equipment on the Worker version, Grip Control with Hill Descent Assist minimises slip and keeps you in control on steep slopes. 30 mm more ground clearance, a protective plate under the engine and larger wheels with Mud & Snow tyres complete a confidence inspiring package.



— AVAILABLE IN 100% ELECTRIC —



## STAY ON COURSE WITH TRAILER STABILITY CONTROL

This clever function forms part of the ESP system and is activated when a tow bar has been fitted. If the Trailer Stability Control detects swaying of the trailer, it will automatically apply the brakes to prevent any unwanted movements and safely restore the correct trajectory.

# UP TO 17 DRIVING ASSISTANCE SYSTEMS

 AVAILABLE IN 100% ELECTRIC

 <div>CAN BE DEACTIVATED</div>	 <div>CAN BE DEACTIVATED</div>	 <div>CAN BE DEACTIVATED</div>	 <div>CAN BE DEACTIVATED</div>	 <div>CAN BE DEACTIVATED</div>	 <div>CAN BE DEACTIVATED</div>	 <div>CAN BE DEACTIVATED</div>	 <div>CAN BE DEACTIVATED</div>	 <div>CAN BE DEACTIVATED</div>
<div><p><b>SURROUND REAR VISION*</b></p><p>Surround Rear Vision combines two exterior cameras and a 5" colour screen in place of the rear view mirror. You can choose to display either behind the vehicle or the 'blind spot' on the passenger side, the screen also displays the reversing camera function.</p></div>	<div><p><b>ADAPTIVE CRUISE CONTROL*</b></p><p>Using a camera, Active Cruise Control detects the vehicle in front and automatically maintains a safe distance, selected in advance by the driver. The Stop function, available with the EAT8 gearbox will also stop your vehicle completely. <i>(Not available on e-Berlingo van.)</i></p></div>	<div><p><b>LANE DEPARTURE WARNING SYSTEM*</b></p><p>The system uses a camera to detect the accidental crossing of road markings when the indicator has not been activated. It then helps gently steer the vehicle back into your lane.</p></div>	<div><p><b>EXTENDED TRAFFIC SIGN RECOGNITION RECOMMENDATION*</b></p><p>This innovation uses a camera to detect signs, so that you can adjust your cruise control or speed limiter to match legal and safe limits. It also detects Stop, One Way and No Overtaking signs.</p></div>	<div><p><b>DISTANCE ALERT*</b></p><p>If there's a risk of collision with the vehicle in front, or a pedestrian is detected in your lane, Distance Alert sends you visual and audible warnings.</p></div>	<div><p><b>ACTIVE SAFETY BRAKE*</b></p><p>This safety feature minimises the risk of collisions. Working from 3mph, it detects fixed and moving obstacles and pedestrians. If a collision risk is detected, Active Safety Brake sends an alert to the driver. If they don't react, the system brakes automatically.</p></div>	<div><p><b>COFFEE BREAK ALERT</b></p><p>When you've been driving continuously for two hours at 40mph or more, this system lets you know that it's time to take a break, with an audible warning.</p></div>	<div><p><b>DRIVER ATTENTION ALERT*</b></p><p>Analysing changes in direction relative to road markings, Driver Attention Alert senses driver alertness and sends a warning when necessary. It's a particularly useful safety feature on roads where the speed limit is over 40mph.</p></div>	<div><p><b>GRIP CONTROL WITH HILL DESCENT ASSIST*</b></p><p>Here's a traction control system that optimises front wheel grip for all kinds of road surfaces. The dashboard mounted dial allows you to select one of five modes: Standard, Snow, Sand, Mud and ESP OFF. Additionally, Hill Descent Assist holds your vehicle at a safe speed on steep slopes. You can activate it from a button on the centre console and it works while moving forward and in reverse.</p></div>

\* Optional according to version.


# UP TO 17 DRIVING ASSISTANCE SYSTEMS

 AVAILABLE IN 100% ELECTRIC

 <div> CAN BE DEACTIVATED</div>	 <div> CAN BE DEACTIVATED</div>	 <div> CAN BE DEACTIVATED</div>					
<div><p><b>AUTOMATIC ELECTRIC PARKING BRAKE*</b></p><p>The Electronic Parking Brake works automatically when the engine is switched off and releases when you move away. It can be used manually using the control lever.</p></div>	<div><p><b>AUTOMATIC SMART BEAM HEADLIGHTS</b></p><p>Seamlessly switching between main and dipped beam when other vehicles are detected, this feature makes safe night driving more relaxing.</p></div>	<div><p><b>FRONT, REAR AND SIDE PARKING SENSORS*</b></p><p>This all-round system informs you about obstacles using visual markers on the 8" touch screen and an audible alert.</p></div>	<div><p><b>TRAILER STABILITY CONTROL</b></p><p>On vehicles fitted with a tow bar, Trailer Stability Control works with the ESP to stabilise your trailer if any swaying is detected.</p></div>	<div><p><b>KEYLESS ENTRY AND START*</b></p><p>Now you can lock, unlock and start up without having to get your key out. The vehicle recognises you as you approach.</p></div>	<div><p><b>HILL START ASSIST</b></p><p>Designed to prevent you from rolling back when releasing the brake pedal on steep slopes, Hill Start Assist works on gradients over 3%. The system holds your vehicle for about two seconds, so you can move smoothly from brake pedal to accelerator.</p></div>	<div><p><b>REVERSING CAMERA*</b></p><p>Everyday parking manoeuvres are transformed, with clear visual assistance. The moment you select reverse, the 8" touch screen displays the view behind you, complete with visual guides.</p></div>	<div><p><b>OVERLOAD INDICATOR*</b></p><p>An exclusive innovation, the Overload Indicator warns you if your vehicle's payload is exceeded.</p></div>

\* Optional according to version.

# ELECTRIC POWER: SIMPLE TO USE

Hover your mouse cursor over the image to find out more 

New Citroën ë-Berlingo Van electric is simple to charge at home and out on the road. Three types of battery charging are possible, accompanied by a complete range of practical services such as preconditioning of the interior temperature and deferred charging. The electric charging flap is located at the rear of the vehicle on the left-hand side and incorporates an LED light sequence that shows the current stage of charging or when deferred charging is selected.



# ELECTRIC INFORMATION AT YOUR FINGERTIPS

New Citroën ë-Berlingo Van electric has been designed with a singular priority in mind: to ensure living with an electric van is simple. The driver's display, situated behind the steering wheel, displays the battery charge status and the power consumption of onboard electrical equipment such as heating and air conditioning.

In addition, the central 8" touchscreen also provides a range of information in the Energy section. This section includes a range of tabs to choose from: current energy flow, battery charge level, consumption statistics and details of deferred charging.

*Due to the global electronic components shortage the 10" Fully Digital Driver's display may not be available.*



# CHARGING OPTIONS

There are a number of flexible charging options for your New Citroën ë-Berlingo Van Electric. Charging via a Wall Box or a Rapid Charging terminal are amongst the most rapid.

A Wall Box can be installed at your home or workplace. A full charge takes approximately 7.5 hours using a 7.4 kW charge point, or five hours using a 11 kW charge point (with optional 11 kW On Board Charger).

A 100 kW rated Rapid (DC) Charger, commonly found at a service station, can deliver an 80% charge in approximately 30 minutes. (Cables for these chargers are tethered to the charge point).

Whilst it is possible to charge your New Citroën ë-Berlingo Van Electric via a domestic 13A single phase AC supply, it only offers a limited speed, with a full charge taking approximately 31 hours. Because of this, Citroën UK does not recommend this as a regular method of charging. It is possible to purchase a domestic charging cable as an accessory from your local Citroën Retailer for occasional charging from a 3-pin socket.

To make charging worry-free and easier for our customers, Citroën has partnered with Pod Point (for Wall Box installations) and bp pulse (a public charging network). Please ask your Citroën Retailer for full details of these programmes as well as details of available grants and conditions of eligibility.



# MY CITROËN APP

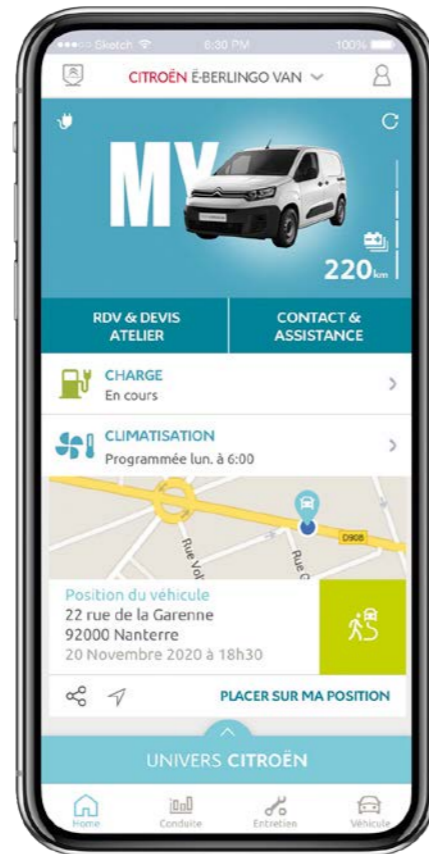
Stay connected to your Citroën Berlingo Van thanks to the My Citroën app, providing you with all of the essential information you may need.

**With the My Citroën app you can:**

- Locate your vehicle.
- Book service appointments.
- Consult the vehicle handbook.
- Consult the vehicle servicing guide.
- Contact Citroën Assistance.

**In addition to these features, on New Citroën ë-Berlingo Van electric, you can:**

- Check the current battery charge.
- Check the remaining range.
- Review remaining charging time.
- Setup deferred charging.
- Start the interior temperature.



## OUR 10 COMMITMENTS

- 1** EIGHT YEAR OR 100,000 MILE WARRANTY ON THE TRACTION BATTERY
- 2** CITROËN ASSISTANCE – DRIVING WITH COMPLETE PEACE OF MIND 24/7
- 3** È-EXPERT CENTRE – OUR EXPERTS WILL TAKE CARE OF YOUR VEHICLE AND WILL ANSWER ANY QUESTIONS YOU MAY HAVE
- 4** È-SERVICE CONTRACT (RECOMMENDED): ALL MAINTENANCE OPERATIONS, PARTS AND SERVICES ARE INCLUDED
- 5** APPROVED CHARGING SOLUTION (RECOMMENDED): A COMPLETE WALL BOX RANGE INSTALLED BY PROFESSIONALS
- 6** MOBILITY SOLUTION OFFERED IN ALL CASES
- 7** CONTINUOUS SOFTWARE UPDATES TO DELIVER THE BEST DRIVING EXPERIENCE
- 8** 80% CHARGING OF THE CAR WITH EACH AFTERSALES APPOINTMENT
- 9** ONLINE QUOTATION AND APPOINTMENT: RESERVE YOUR APPOINTMENT AND CALCULATE YOUR AFTERSALES SERVICES
- 10** YOUR CAR IS CLEANED ON EACH VISIT

BODY COLOURS



POLAR WHITE (F)



CUMULUS STEEL (M)



PASSION RED (S)



PLATINUM GREY (M)



BLACK (M)



ARCTIC STEEL (S)

INTERIOR TRIM



CURITIBA GREY

WHEELS



16" STEEL WHEEL  
WITH BLACK CENTRE CAP



16" 'TWIRL'  
WHEEL COVERS



16" 'STARLIT'  
BLACK ALLOY WHEELS

(F) : Flat – (M) : Metallic – (S) : Special paint.

All equipment described in this brochure represents the technology of New Citroën ë-Berlingo Van Electric and Citroën Berlingo Van. This brochure is based on an international version therefore some images might not be representative of models sold in the UK. To know in detail equipment that is available as standard or optional, please refer to the Product Specifications brochure or visit [citroen.co.uk](http://citroen.co.uk)

ACCESSORIES



INTERIOR PREMIUM WOOD FITTINGS



TUBE HOLDERS



TILTING LADDER RACK

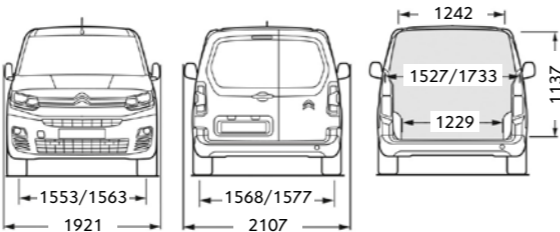
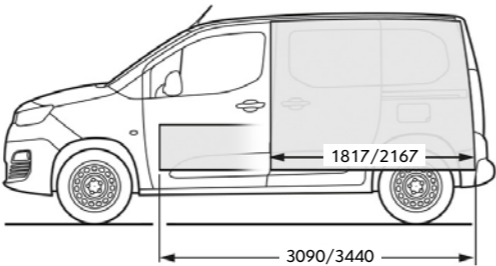
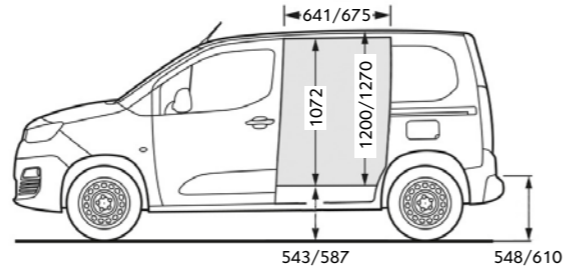
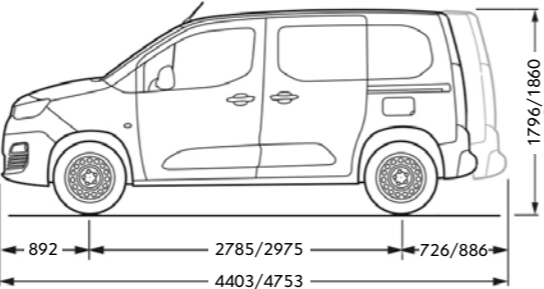


ALUMINIUM ROOF RACK

Powertrains	PureTech 110 S&S	BlueHDi 100	BlueHDi 130 S&S Auto
Consumption WLTP <sup>(1)</sup>			
Low l/100 Km (MPG)	7.4 - 8.3 (33.9 - 38.4)	5.5-6.5 l (43.6-51.0)	5.8-6.6 (42.6-48.6)
Medium l/100 Km (MPG)	5.9 - 7.2 (39.3 - 47.9)	4.5-5.7 (49.8-62.3)	4.9-6.0 (47.2-58.1)
High l/100 Km (MPG)	5.3 - 6.6 (42.9 - 53.0)	4.3-5.2 (54.4-65.3)	4.5-5.5 (51.5-63.2)
Extra High l/100 Km (MPG)	6.9 - 8.3 (33.9 - 40.8)	5.8-6.7 (41.9-48.3)	5.8-7.0 (40.6-48.6)
Combined l/100 Km (MPG)	6.3 - 7.6 (37.3 - 45.0)	5.1-6.7 (47.0-55.7)	5.2-6.3 (45.1-54.3)
WLTP CO <sub>2</sub> EMISSIONS (g/km)	171-158	158-144	164-152
Powertrain	50 kWh Battery		
WLTP Range (Combined)	Up to 165 - 170 miles		

<sup>(1)</sup> Figures shown are for comparison purposes only; you should only compare these fuel consumption and CO<sub>2</sub> figures with other cars tested using the same technical standard. The fuel consumption you achieve, and CO<sub>2</sub> produced, in real world conditions will depend upon a number of factors: including the accessories fitted (post registration), variations in weather, driving styles and vehicle load. There is a new test WLTP (Worldwide Harmonised Light Vehicles Test Procedure) used to measure fuel consumption and CO<sub>2</sub> figures. The CO<sub>2</sub> figures shown are NEDCeq (New European Driving Cycle Equivalent), calculated using an EC correlation tool which converts WLTP figures to NEDC. These NEDCeq figures are based on the outgoing test cycle and will be used to calculate tax for the first registration. CO<sub>2</sub> and fuel economy figures may vary according to wheel fitment and optional extras fitted.

DIMENSIONS



Values in millimetres.



WARRANTY

With the added reassurance of a warranty, routine servicing and maintenance, as well as 24-hour roadside assistance, you are protected.

- **CITROËN WARRANTY**  
Every new Citroën van has the benefit of a three year\* warranty package, plus a five year anti-perforation\*\* warranty and a two year paint warranty.

- **CITROËN ASSISTANCE**  
Citroën Assistance brings rapid expert roadside assistance to you in an emergency in response to a telephone call. It comes free of charge for a full year and operates 24 hours a day in all parts of the UK and Europe. Services include nationwide recovery for both van and passengers, a home call service, replacement vehicle, hotel accommodation and vehicle storage if required. Please note, Citroën Assistance only applies to incidents covered by the new vehicle warranty, and excludes non-vehicle faults, such as running out of fuel, misfuelling, loss of keys, lock-ins, road traffic accidents and punctures/wheel changes. Citroën e-Relay 100% electric comes with a free of charge eight year or 100,000 mile (whichever occurs first) Citroën Assistance coverage, starting from the date of registration. For more details, please contact Citroën at <https://www.citroen.co.uk/owner-services/emergency-assistance>

\* 2 years' unlimited warranty. No-fee customer option of one year's Dealer provided warranty, only on vans sourced from Citroën UK Limited. Note: Dealer provided warranty is limited to 100,000 miles for vans.  
\*\* Against all internal to external perforation to bodywork or underbody.



CONTRACT

- **CITROËN MAINTENANCE**  
From roadside assistance to replacing wear and tear parts or regular servicing, with Citroën Maintenance you have total peace of mind. For a one-off fee or low monthly payment, our experienced engineers will take care of your Citroën, whatever happens. To find out more, contact your Citroën Dealer or Citroën Authorised Repairer.

- **CITROËN SERVICING**  
Available up to one year from your vehicle's registration date, but before its first chargeable service, a Citroën Servicing Package enables you to pay in advance for your vehicle's servicing needs for three years/35,000 miles. For further information, please contact your Citroën Dealer.

- **CITROËN MOT TEST**  
Once your vehicle is three years old, it requires an annual MOT Test. This is a legal requirement to check that it meets road safety and environmental standards. Our nationwide network of Citroën Authorised Repairers know your Citroën best, so if your vehicle's MOT Test is due, why not contact your local Citroën dealer? You can be confident that your vehicle will be looked after by one of our expert trained Citroën Technicians, nominated by DVSA as accredited MOT Testers. Plus, whilst your vehicle is with us, we'll carry out a free manufacturer diagnostic test, check for any new technical updates and carry them out for free - that's the advantage of getting your test done by the people who really know your Citroën.



**DOWNLOAD THE MY CITROËN APP**  
on your smartphone and benefit from information and services personalised to your Citroën vehicle.



**DOWNLOAD THE SCAN MY CITROËN MOBILE APP**  
Get all the vital information at your fingertips. Scan features and components and access details of the exact new Citroën that you're interested in.



**RATE, SUBMIT AND SHARE YOUR OPINION ABOUT YOUR VEHICLE**  
or in a Citroën Dealership when purchasing or servicing your vehicle. Ratings and reviews are published on the Citroën website.



**BP PULSE**  
We've partnered with bp pulse, the largest public charge network in the UK, to offer Citroën customers buying a brand new electric vehicle a 6 month free subscription to bp pulse. This offers access to a wide range of public charging points, many of which do not incur any extra charge for electricity used.

CITROËN partner TotalEnergies – Note: Images and specification descriptions are dependent on trim level and options specified. Every endeavour has been made to ensure that the information and details contained in this brochure were accurate at the time of going to press. However the company reserves the right, whilst preserving the essential characteristics of the models described, to introduce at any time modifications, changes of details, equipment or accessories. Every effort will be made to bring this brochure up to date, but in order to avoid any misunderstanding please consult your Dealer. For full details of Citroën Care of Car and Driver, please see the full manufacturer's price list. The Citroën Website contains full information on all Citroën products and offers available in the UK, together with details of our environmental and recycling policies. The site address is [www.citroen.co.uk](http://www.citroen.co.uk)

# CITROËN



TO FIND OUT MORE  
visit [citroen.co.uk](https://citroen.co.uk)



## CITROËN BERLINGO VAN

PRICES, EQUIPMENT AND TECHNICAL SPECIFICATION

MY22.75

JANUARY 2023

INSPIRED BY YOU

**PARKERS**  
**NEW CAR**  
**AWARDS**  
**2021**

BEST  
SMALL VAN

**WINNER**

**CITROËN**  
**BERLINGO**

ENTERPRISE EDITION

IN ADDITION TO ENTERPRISE EDITION

DRIVER EDITION

Comfort & Convenience

- Air conditioning
- Cruise control with variable speed limiter
- Electric windows with one-touch operation
- Electrically adjustable door mirrors
- Electric Versions Only:** Carpeted floor in cabin
- Automatic lights

Seating

- 4 way adjustable drivers seat with adjustable headrest
- Single passenger seat

Technology & Entertainment

- Citroën Connect Box with Emergency Assistance
- Free2Move Connect Fleet telematics subscription– 6 months

DAB radio with steering mounted controls, Bluetooth, USB port and 8"colour touchscreen offering Apple CarPlay™ & Android Auto

Safety & Security

- ESC with Hill Start Assist, ABS braking including EBA and EBFD and Automatic activation of hazrd lights
- Perimetric and volumetric, Thatcham category 1 approved alarm with tilt sensor
- Remote central locking with deadlocks and separate locking for cab/cargo area
- Full bulkhead
- Driver's airbag
- Tyre pressure monitors
- Electric Versions Only:** Acoustic Vehicle Alerting System (audible outside vehicle)

Exterior Features

- Unglazed asymmetric rear doors, opening to 180°
- Nearside sliding side door (L1 models only)
- Twin sliding side doors (L2 models only)

Interior Features

- 12 volt socket in dashboard
- 6 tie-down hooks in load area
- Overhead storage shelf



Comfort & Convenience

- Automatic windscreen wipers, Magic Wash®
- Electrically folding heated door mirrors

Seating

- EXTENSO® modular folding passenger bench seat with pivoting writing table, storage under central seat
- 6 way adjustable drivers seat with adjustable headrest: Includes lumbar adjustment and under seat storage

Technology & Entertainment

- Citroën Connect Navigation\* with DAB radio, multi-function steering wheel and voice recognition
- \*Real Time Traffic updates (3 year subscription) & SpeedCam package (3 year subscription)

Safety & Security

- Automatic electronic parking brake
- Rear Parking Sensors and Camera
- Front fog lights

Exterior Features

- 16 inch steel wheel with wheel trims
- Look pack (body coloured side rubbing strips and rear bumper)



ENTERPRISE EDITION CREW VAN

The Berlingo Van also offers the option to have a Crew Van for those who want the versatility to decide between carrying up to five people, whilst also having a large and adaptable cargo area. The Crew Van has remarkable modularity and the load space is extremely flexible due to the ingenious moveable bulkhead with a load-through hatch and single passenger seat that folds forward.

Please note that glazed doors in the second row are not offered as standard or an option on the Berlingo Van Crew Van due to the impact that having glazed doors may have on the tax status of the vehicle. Please check with your local HM Revenue & Customs office for further details.

Comfort & Convenience

- Air conditioning
- Cruise control with variable speed limiter
- Electric windows with one-touch operation
- Electrically adjustable heated and folding door mirrors

**Electric Versions Only:** Carpeted floor in cabin  
Automatic lights

Seating

- Three folding seats in second row, with movable bulkhead and a load-through hatch
- Single folding front passenger seat

Technology & Entertainment

- Citroën Connex Box with Emergency & Assistance
- Free2Move Connect Fleet telematics subscription~ 6 months
- DAB radio with steering mounted controls, Bluetooth, USB port and 8"colour touchscreen offering Apple CarPlay™ & Android Auto

Safety & Security

- ESC with Hill Start Assist, ABS braking including EBA and EBFD and Automatic activation of hazrd lights on major deceleration
- Perimetric and volumetric, Thatcham category 1 approved alarm with tilt sensor
- Remote central locking with deadlocks and separate locking for cab
- Driver’s airbag
- Tyre pressure monitors

**Electric Versions Only:** Acoustic Vehicle Alerting System (audible outside vehicle)

Exterior Features

- Unglazed asymmetric rear doors, opening to 180°
- Twin sliding side doors

Interior Features

- 12 volt socket in dashboard
- Overhead storage shelf



Please note that glazed doors are not available on the Berlingo Van Crew Van in the UK. Please check with your local HM Revenue & Customs office for further details.



Crew Cab Seats folded almost flat with Bulkhead slid forwards



Crew Cab Rear Seats



Crew Cab Rear Seats with Load Through Hatch

New ë-Berlingo van is a 100% Electric van with zero tailpipe CO2 emissions, powered by a rechargeable Lithium-Ion battery. Its 100 kW electric motor assures great performance (equivalent to 136 hp) with unprecedented refinement. The 50 kWh battery fitted as standard gives a range of up to 170 miles (WLTP cycle - range dependent on use and driving style). It's easy to charge, with a practical charging cable and a handy deferred charging option.

**Range:** Up to 170 miles offers plenty of range for day-to-day driving. Built-in capability for rapid charging opens up long-distance trips too

**Driving experience:** With 260 Nm of torque instantly available, New ë-Berlingo van is as at home on the motorway as in the city. No gear changes means a perfectly smooth delivery of power.

CHARGING

The included Type 2 charging cable gives you accelerated charging at a home, work or public charging point, compatible with the widest range of charging points. Because you charge your van when you aren't using it, you save time when you get on the road.

New ë-Berlingo van also features a **rapid charging port** with the widely accepted CCS connector. You don't need to buy a cable for this because rapid chargers have the cable built in. On a 100 kW charging station you can get up to 80% charge from empty in just 30 minutes. So in the time it takes you to take a coffee break, you've effortlessly extended your van's range.

You can buy a domestic charging cable as an accessory from your Dealer for occasional charging from a 3-pin socket. Due to the limited speed of this charging method it is not recommended for regular use.

KEY SELLING POINTS ABOVE OTHER ELECTRIC VANS

**All the benefits of Berlingo van** - the same load volume as petrol and diesel up to 4.4m3, payload up to 800 kg, the practicality & flexibility - without the compromises you've traditionally been told to expect with electric vehicles.

Type 2 charging cable **included** - the right charging cable for home and public charging points

Rapid charging capability **included** as standard - allowing you to open the way to longer trips

**ë-services** including ë-Remote Control, for remotely scheduling charging or climate pre-conditioning, enabling you to set the van's interior temperature to a comfortable 21°C in advance, no matter what the temperature outside might be



PRICING & LCDV CODES

Body style	Length	Version	HP	Insurance group	Load length (mm)	Maximum indicative payload (kg)	Load space (m³)*	Gross vehicle weight (kg)	WLTP CO <sub>2</sub> (g/km)**	WLTP combined range (miles)	WLTP city range (miles)	LCDV code	Basic M.R.R.P.	V.A.T.	Total M.R.R.P.	On the road M.R.R.P.
Enterprise Edition	M	PureTech 110 565 6-speed manual 1000	110	29E	1817	1010	3.3	2310	157	-	-	2CK91CNLSKT0A052	£19,320	£3,864	£23,184	£24,363
	M	BlueHDi 100 565 6-speed manual 650	102	32E	1817	658	3.3	2020	143	-	-	2CK91ANP8KT0A052	£19,905	£3,981	£23,886	£25,065
	M	BlueHDi 100 565 6-speed manual 1000	102	31E	1817	987	3.3	2370	148	-	-	2CK91CNP8KT0A052	£20,220	£4,044	£24,264	£25,443
	M	BlueHDi 130 565 EAT8 Auto 1000	131	32E	1817	984	3.3	2385	156	-	-	2CK91CNP41T0A052	£22,380	£4,476	£26,856	£28,035
	M	e-Berlingo Van 50 kWh 800	136	33E	1817	800	3.3	2290	0	172	254	2CK91CHESFT0A052	£32,385	£6,477	£38,862	£39,751
	XL	BlueHDi 100 565 6-speed manual 950	102	31E	2167	954	3.8	2380	149	-	-	2CK95CNP8KT0A052	£21,075	£4,215	£25,290	£26,469
	XL	BlueHDi 130 565 EAT8 Auto 950	131	32E	2167	953	3.8	2400	158	-	-	2CK95CNP41T0A052	£23,235	£4,647	£27,882	£29,061
	XL	e-Berlingo Van 50 kWh 750	136	34E	2167	753	3.8	2385	0	171	251	2CK95CHESFT0A052	£33,240	£6,648	£39,888	£40,777
Driver Edition	M	BlueHDi 100 565 6-speed manual 650	102	32E	1817	642	3.3	2040	144	-	-	2CK91ANP8KT09G52	£21,505	£4,301	£25,806	£26,985
	M	BlueHDi 100 565 6-speed manual 1000	102	32E	1817	986	3.3	2390	148	-	-	2CK91CNP8KT09G52	£21,820	£4,304	£26,184	£27,363
	M	BlueHDi 130 565 EAT8 Auto 1000	131	TBC	1817	982	3.3	2400	156	-	-	2CK91CNP41T09G52	£23,980	£4,796	£28,776	£29,955
	M	e-Berlingo Van 50 kWh 800	136	32E	1817	803	3.3	2410	0	171	251	2CK91CHESFT09G52	£33,985	£6,797	£40,782	£41,671
	XL	BlueHDi 100 565 6-speed manual 950	102	32E	2167	974	3.8	2400	149	-	-	2CK95CNP8KT09G52	£22,675	£4,535	£27,210	£28,389
	XL	BlueHDi 130 565 EAT8 Auto 950	131	TBC	2167	927	3.8	2400	158	-	-	2CK95CNP41T09G52	£24,835	£4,967	£29,802	£30,981
Enterprise Edition Crew Van	XL	BlueHDi 100 565 6-speed manual 850	102	31E	1450**	843	1.8**	2350	150	-	-	2CK95LEP8KT0A052	£22,515	£4,503	£27,018	£28,197
	XL	e-Berlingo Van 50 kWh 700	136	34E	1450**	721	1.8**	2450	0	167	241	2CK95LEESFT0A052	£34,680	£6,936	£41,616	£42,505

\*Driver Edition versions benefit from the EXTENSIO® seat which provides an additional load length of 1273 mm and increases the load volume by 0.6 m³

\*\*Crew Van dimensions are based upon figures with the 2nd row seats in place. For information on dimensions with 2nd row seats folded, and 2nd row seats folded with EXTENSIO® seat, please refer to Berlingo Dimensions page.

\*\*\* WLTP figures shown are for comparison purposes and should only be compared to the fuel consumption and CO<sub>2</sub> values of other vans tested to the same technical standard. The fuel consumption achieved, and CO<sub>2</sub> produced, in real world conditions will depend upon a number of factors including, but not limited to: the accessories fitted (pre and post registration); variations in weather; driving styles and vehicle load. The WLTP (Worldwide Harmonised Light Vehicles Test Procedure) is used to measure fuel consumption and CO<sub>2</sub> figures.

CO<sub>2</sub> figures above are for a standard vehicle without any additional optional equipment. The addition of optional extras could increase the certified CO<sub>2</sub> emission output.

All information and prices correct at time of publication, but are subject to change at any time without prior notice (which may occur as a result of, but not limited to, any changes in legislation and/or any changes by the government).

Please see our Prices and Specifications guides or contact your local Citroën Dealership for the most up-to-date prices and specification details for all models.

Legal notice **ELECTRIC VEHICLES:**

[1] The range and electric consumption figures mentioned comply with the WLTP test procedure, on the basis of which new vehicles are type approved from 1 September 2018. They may vary depending on actual conditions of use and on different factors such as: speed, thermal comfort on board the vehicle, driving style and outside temperature. The charging time depends in particular on the power of the charger on board the vehicle, the charging cable and the type and power of the charging station used.



ELECTRIC VAN e-BERLINGO

New e-Berlingo van is a 100% Electric van with zero tailpipe CO2 emissions, powered by a rechargeable Lithium-Ion battery. Its 100 kW electric motor assures great performance (equivalent to 136 hp) with unprecedented refinement. The 50 kWh battery fitted as standard gives a range of up to 170 miles (WLTP cycle - range dependent on use and driving style). It's easy to charge, with a practical charging cable and a handy deferred charging option.

**Range:** Up to 170 miles offers plenty of range for day-to-day driving. Built-in capability for rapid charging opens up long-distance trips too

**Driving experience:** With 260 Nm of torque instantly available, New e-Berlingo van is as at home on the motorway as in the city. No gear changes means a perfectly smooth delivery of power.

CHARGING

The included Type 2 charging cable gives you accelerated charging at a home, work or public charging point, compatible with the widest range of charging points. Because you charge your van when you aren't using it, you save time when you get on the road.

New e-Berlingo van also features a rapid charging port with the widely accepted CCS connector. You don't need to buy a cable for this because rapid chargers have the cable built in. On a 100 kW charging station you can get up to 80% charge from empty in just 30 minutes. So in the time it takes you to take a coffee break, you've effortlessly extended your van's range.

You can buy a domestic charging cable as an accessory from your Dealer for occasional charging from a 3-pin socket. Due to the limited speed of this charging method it is not recommended for regular use.

KEY SELLING POINTS ABOVE OTHER ELECTRIC VANS

**All the benefits of Berlingo van** - the same load volume as petrol and diesel up to 4.4m3, payload up to 800 kg, the practicality & flexibility - without the compromises you've traditionally been told to expect with electric vehicles.

Rapid charging capability included as standard - allowing you to open the way to longer trips

**e-services** including e-Remote Control, for remotely scheduling charging or climate pre-conditioning, enabling you to set the van's interior temperature to a comfortable 21°C in advance, no matter what the temperature outside might be

ELECTRIC VAN PRICING BREAKDOWN

To make the pricing of our fantastic e-Berlingo vans as simple as possible, we have provided a basic breakdown below. Please note the Plug in Van Grant is applied to the Base Vehicle Price (incl. VAT) including any manufacturer discounts. We have not included any manufacturer discounts in the breakdown below, and so the prices are subject to change based upon any discounts being offered at the time. Please contact your local Dealership to find out about any manufacturer promotions which may impact the amount of PVG that you can receive, and therefore the overall price of the vehicle.

	LENGTH	VERSION	MAXIMUM INDICATIVE PAYLOAD (kg)	LOAD SPACE (M3)*	GROSS VEHICLE WEIGHT (kg)	WLTP CO2 g/km	WLTP COMBINED RANGE (miles)	WLTP CITY RANGE (miles)	LCDV CODE	BASIC M.R.R.P.	V.A.T.	TOTAL M.R.R.P.	GOVERNMENT GRANT**	BASIC PRICE AFTER PVG	TOTAL RETAIL PRICE AFTER PVG	OTR PRICE AFTER PVG
ENTERPRISE EDITION	M	e-Berlingo Van 50 kWh 800	800	3.3	2390	0	170	252	JCK91CNESFT0A052	£32,385	£6,477	£38,862	£2,500	£36,362	£36,362	£37,251
	XL	e-Berlingo Van 50 kWh 750	753	3.8	2385	0	168	246	JCK9SCNESFT0A052	£33,240	£6,448	£39,688	£2,500	£37,188	£37,188	£38,277
DRIVER EDITION	M	e-Berlingo Van 50 kWh 800	803	3.3	2410	0	170	252	JCK91CNESFT0PQ52	£33,985	£6,797	£40,782	£2,500	£38,282	£38,282	£39,171
	XL	e-Berlingo Van 50 kWh 750	751	3.8	2400	0	168	246	JCK9SCNESFT0PQ52	£34,840	£6,968	£41,808	£2,500	£39,308	£39,308	£40,197
ENTERPRISE EDITION CREW VAN	XL	e-Berlingo Van 50 kWh 700	721	1.8**	2450	0	166	242	JCK9SLEESFT0A052	£34,680	£6,936	£41,616	£2,500	£39,116	£39,116	£40,005

\*Driver Edition versions benefit from the EXTENSION seat which provides an additional load length of 1273 mm and increases the load volume by 0.6 m3

\*\* The Government PVG is worked out at 35% of the Base Vehicle Price (incl. VAT) and including any discounts applied up to a maximum of £2500

Legal notice ELECTRIC VEHICLES

The range and electric consumption figures mentioned comply with the WLTP test procedure, on the basis of which new vehicles are type approved from 1 September 2018. They may vary depending on actual conditions of use and on different factors such as : speed, thermal comfort on board the vehicle, driving style and outside temperature. The charging time depends in particular on the power of the charger on board the vehicle, the charging cable and the type and power of the charging station used.



COLOURS



FLAT PAINT

ICY WHITE  
P0PR

STANDARD

● Standard ○ Cost Option



CUMULUS GREY  
M0F4  
○



PLATINUM GREY  
M0VL  
○

£400.00 + V.A.T.



PERLA NERA BLACK  
M09V  
○



PASSION RED  
E0X9  
○



ARCTIC STEEL  
E0ZR  
○

SPECIAL PAINT

£545.00 + V.A.T.

Please note, special paints are not available on Driver Edition versions

INTERIOR TRIM - Curitiba Grey (OAFY)



WHEELS

ENTERPRISE EDITION



15 / 16 inch steel wheel with Black centre cap  
Tyres: 195/65 R15 on 650kg versions  
215/65 R16 on 1000 / 950 / 850 kg versions

DRIVER EDITION



16 inch steel wheel with Twirl wheel trim  
Tyres: 205/60 R16 on 1000 / 950 / 850 / 650 kg versions

OPTIONAL



16 inch 'STARLIT' black alloy wheels  
Available on both Enterprise Edition and Driver Edition versions. Not compatible with Worksite Pack GA03

STANDARD EQUIPMENT BY VERSION			
EQUIPMENT			CREW VAN
	ENTERPRISE EDITION	DRIVER EDITION	ENTERPRISE EDITION
TECHNOLOGY AND ENTERTAINMENT			
8" Colour touchscreen with Citroën Connect DAB radio, Bluetooth® handsfree, and USB socket	•	-	•
8" Colour touchscreen with Citroën Connect Navigation & DAB radio, Bluetooth® handsfree, and USB socket. Includes Real Time Traffic updates (3 years*) & SpeedCam (3 years*)	○	•	○
Subject to subscription at Dealer or on <a href="https://services-store.citroen.co.uk">https://services-store.citroen.co.uk</a>			
Citroën Connect Box with Emergency & Assistance system	•	•	•
FREE2MOVE Connect Fleet Telematics subscription – 6 months. Includes Fleet Management, Eco Driving & Geolocation packs. Enabling geolocation of fleets in real time, timestamped tracking and analysis of vehicle downtime, analysis of driving behaviour with ecotrips & mechanical alerts received in real time	•	•	•
COMFORT AND CONVENIENCE			
Air conditioning	•	•	•
Electric power assisted steering with height and reach adjustable steering wheel	•	•	•
Electric front windows with one-touch operation	•	•	•
Rear parking sensors	○	-	○
Rear parking sensors and rear parking camera	○	•	○
Surround Rear Vision: Front and rear parking sensors with side and rear cameras visible via a 5" screen	○	○	○
SAFETY AND SECURITY			
Remote central locking with deadlocking. Selective cab and load area locking via 3-button flip remote control key	•	•	•
Dashboard mounted central locking push button and auto locking above 7mph	•	•	•
Perimetric and volumetric, Thatcham category 1 approved alarm with tilt sensor	•	•	•
Manual parking brake	•	-	•
Automatic electronic parking brake <b>(AVAILABLE AS AN OPTION IN CONJUNCTION WITH EXTENSIO® MODUWORK ON ENTERPRISE EDITION)</b> . Standard on 6-Berlino Van versions	○	•	-
Electronic Stability Control and ABS with Hill Start Assist, EBA and EBD	•	•	•
Automatic activation of hazard warning lights on major deceleration	•	•	•
Driver's airbag	•	•	•
Front, lateral and passenger airbags	-	-	•
Rolling code transponder immobiliser (Thatcham approved)	•	•	•
Visible VIN at base of windscreen	•	•	•
Lockable fuel cap (petrol and diesel versions only)	•	•	•
Cruise control with programmable speed limiter	•	•	•
Driver / Passenger seatbelts unfastened warning	•	•	•
LIGHTING AND VISIBILITY			
Two-speed and intermittent front wipers	•	-	•
Automatic windscreen wipers, Magic Wash® and integrated steering wheel audio controls (Standard on EAT8 versions)	○	•	○
Height adjustable halogen headlights with automatic illumination and integrated daytime running lights (DRLs)	•	•	•
Front fog lights (Standard on EAT8)	○	•	○
High level third brake light	•	•	•
Electrically adjustable door mirrors with temperature sensor	•	-	•
Manually folding door mirrors	•	-	•
Electrically adjustable and folding door mirrors with temperature sensor	○	•	○
DOORS AND WINDOWS			
Nearside side sliding door	•	•	•
Twin sliding side doors <b>(STANDARD ON XL AND CREW ONLY)</b>	•	•	•
Unglazed asymmetric rear doors, opening to 180 degrees	•	•	•
SEATING			
4 way adjustable drivers seat with adjustable headrest	•	-	-
6 way adjustable drivers seat with adjustable headrest: Includes lumbar adjustment and under seat storage <b>(CAN ONLY BE ORDERED AS PART OF A PACK - SEE OPTION PACKS)</b>	○	•	•
Single passenger seat	•	-	•
EXTENSIO® modular folding passenger bench seat with pivoting writing table, storage under central seat, load through hatch in bulkhead and load protection cover	○	•	-
Overhead storage shelf in cabin	•	•	•
Front door pockets with 1.5l bottle holders	•	•	•
Cup holders for driver and passenger on either side of the dashboard	•	•	•
TopBox storage compartment. Large enough to accommodate a 15" laptop or A4 format files	•	•	•
12 volt socket in dashboard	•	•	•
Hard plastic floor protection in cabin <b>(NOT AVAILABLE ON 6-BERLINGO VERSIONS)</b>	•	•	•
Carpet floor in cabin <b>(ON 6-BERLINGO VERSIONS ONLY)</b>	•	•	•
Full bulkhead compliant with ISO27956	•	•	-
6 floor-mounted load securing rings	•	•	-
Hard plastic floor protection in load area	-	-	•
WHEELS, TYRES AND EXTERIOR STYLE			
Tyre pressure monitor	•	•	•
15 inch steel wheels with hubcap <b>(650 KG ENTERPRISE EDITION VERSIONS ONLY)</b>	•	-	-
16 inch steel wheels with hubcap	•	-	•
16 inch steel wheels with 'Twint' wheel cover	-	•	-
16 inch 'Starline' black alloy wheels	○	○	○
Puncture repair kit	•	•	•
Full size steel spare wheel	○	○	○
Side rubbing strips	•	•	•
Lock Pack: Body colour rear bumper and side rubbing strips	-	•	-
INSTRUMENTS			
Rev counter with maintenance and gear efficiency (GE) indicators (petrol and diesel versions only)	•	•	•
Multi-function on-board trip computer	•	•	•
Door opening warning and audible lights-on warning	•	•	•
ELECTRIC VEHICLE SPECIFIC			
Mode 3 charging cable with Type 2 connectors (6 meters) - for accelerated charging from wall boxes and dedicated public charging points	•	•	•
7.4kW single-phase onboard charger	•	•	•
Remote temperature pre-conditioning (requires e-Remote Control service subscription - free of charge)	•		•
AVAS: Acoustic Vehicle Alerting System. Generates a sound when travelling at low speed, audible outside the vehicle for pedestrian safety	•	•	•
• STANDARD   ○ COST OPTION   - NOT AVAILABLE			

OPTIONAL EQUIPMENT BY VERSION

EQUIPMENT	COMMENTS	OPTION CODE	PANEL VAN		CREW VAN
			ENTERPRISE EDITION	DRIVER EDITION	ENTERPRISE EDITION
SAFETY AND SECURITY					
Front passenger's airbag	Incompatible with YD01	NN01	£200.00	£200.00	-
<b>SAFETY PACK:</b> Active Lane Departure Assist, Active Safety Brake and Distance Alert System, Speed Limit Recognition and Recommendation, Extended Traffic Sign Recognition and Recommendation, Smart Beam Headlights, Driver Attention Assist and Front Fog Lights		ZV79	£670.00	£670.00	-
<b>VISIBILITY PACK</b> - Automatic windscreen wipers, Magic Wash® and integrated steering wheel audio controls, Electric Heated and Folding Mirrors, Fog lights	<b>Not available on Diesel EAT8 versions</b>	J657	£270.00	●	£270.00
SEATING, COMFORT AND CONVENIENCE					
EXTENSO® modular folding dual passenger bench seat with pivoting writing table, driver's lumbar adjustment, storage under central seat, electric parking brake		ME08	£450.00	●	-
Keyless entry and start	Includes NN01 (Passenger airbag)	YD01	-	£500.00	-
Rear parking sensors	Incompatible with N201 / AO01 / ED17	UB01	£200.00	●	£200.00
Rear, Lateral and Front Parking Sensors, Blind Spot Detection, Electric Folding Mirrors and Fog Lights	Incompatible with N201	AO01	£600.00	£600.00	-
Rear view camera with rear parking sensors	Incompatible with PB04 / AO01 / N201	UB09	£300.00	●	£300.00
Surround Rear Vision: Front and rear parking sensors with passenger side and rear cameras providing tri-function visibility via a 5" screen. Also brings in Automatic Wipers, electric folding mirrors and Front Fog Lights	Incompatible with PB04 / AO01	N201	£650.00	£650.00	-
<b>COMFORT PACK</b> Visibility pack, Chrome interior door handles, Reinforced acoustic pack, 6 way adjustable drivers seat with adjustable headrest: Includes lumbar adjustment and under seat storage, Closed passenger glovebox, Leather steering wheel		J6BE	£450.00	-	-
TECHNOLOGY AND ENTERTAINMENT					
8" Colour touchscreen with Citroën Connect Navigation & DAB radio, Bluetooth® handsfree, and USB socket.	Includes Real Time	WL2K	£450.00	●	£450.00
Traffic updates (3 years*) & SpeedCam (3 years*) *Subject to subscription at Dealer or on <a href="https://services-store.citroen.co.uk">https://services-store.citroen.co.uk</a>					
DOORS AND WINDOWS					
Glazed asymmetric rear doors, opening to 180 degrees. Window in larger door is heated and includes a windscreen wiper		PB04	£230.00	£230.00	£230.00
Offside sliding side loading door	Standard on XL versions	PC19	£275.00	£275.00	●
LOAD CARRYING					
Glazed window in full bulkhead		PX35	£60.00	£60.00	-
<b>CARGO PACK</b> Stowage hooks, LED reinforced lighting, 12V socket in loading area, 220V plug socket, Plastic floor covering cargo area, Passenger bench with writing table, 6 way adjustable drivers seat with adjustable headrest: Includes lumbar adjustment and under seat storage, Electric parking brake.		J683	£650.00	-	-
WHEELS, TYRES AND DRIVING CHARACTERISTICS					
Spare wheel	Incompatible with GA03	LV00	£105.00	£105.00	£105.00
16" 'Starlit' Black Alloy wheels		DZSC	£300.00	£300.00	-
<b>WORKSITE PACK:</b> Grip Control with Hill Descent Assist, Michelin Latitude Tour Mud and Snow tyres, increased ground clearance, underbody protection plate and full sized spare wheel	Includes 16 inch wheels with full wheel covers	GA03	£500.00	£500.00	£500.00
CONVERTER EQUIPMENT					
Upgraded battery and alternator with Conversion interface box (L3 760 battery, class 15 alternator 150 Amp)		BQ01	£150.00	£150.00	£150.00
ELECTRIC VEHICLE SPECIFIC					
11 kW three-phase onboard charger - offers faster charging only where three-phase power is available. <b>This option is not recommended unless you intend to charge your New ë-Berlingo Van primarily from a source connected to three-phase power (unlikely if a home charge point). Using this charger in conjunction with a single-phase power source may actually charge your vehicle more slowly than the standard 7.4 kW single-phase onboard charger.</b>		LZ04	£350.00	£350.00	£350.00
EXTERIOR STYLE					
Metallic Paint		OMM0	£400.00	£400.00	£400.00
Special paint	Not available on Driver Edition	OME0	£545.00	-	£545.00
		● Standard - Not available ALL PRICES ARE SUBJECT TO VAT			

**Citroën Connected Services**  
Vehicles equipped with the Citroën Connect box, have an embedded SIM card. So as well as the safety features of this system, a range of other 'connected services' which require data transmission, can be offered on a subscription basis. \*Additional terms & conditions apply to connected services, including customer acceptance of location sharing prior to activation. ^Subject to subscription - after you have taken delivery of your vehicle, please subscribe on: <https://services-store.citroen.co.uk/>  
• Telemaintenance: proactive monitoring of your vehicle & contact when something needs attention  
• Real Time Traffic & Speedcam Package\*\* : live data to enhance the Citroën Connect Nav system  
Service availability depends on the hardware on each vehicle. To see if your vehicle is eligible for any services and subscribe, log in or create an account on <https://services-store.Citroën.co.uk/>

**\*\*SpeedCam package**  
The SpeedCam package helps you identify situations which require increased attention by sending you both audible and visual alerts (subject to settings). Within the UK the service highlights different types of speed cameras, and red light cameras, as well as accident blackspots. While the service is operational across most of Europe, it adapts as necessary when travelling in different countries to ensure the local laws with respect to Speed Camera identification are followed.  
This option can be added to your Citroën Connect Nav subscription at any time. Please visit <https://services-store.citroen.co.uk/> to subscribe

ICE ENGINE INFORMATION

	PureTech 110 S&S		BlueHDi 100 S&S		BlueHDi 130 S&S Auto
ENGINE					
Capacity (cc)	1199		1499		
Cylinders / Valves	3/12		4/ 16		
Max power CEE (kW (hp)/rpm)	81 (110) / 5500		75 (102) / 3750		96 (131) / 3750
Max torque CEE (Nm (lb.ft)/rpm)	205 (151) / 1750		250 (184) / 1750		300 (221) / 1750
Bore and stroke (mm)	75 x 90.5		75 x 84.8		75 x 84.8
Fuel system	Petrol - Turbocharged direct injection		Diesel - High pressure turbocharged direct injection		
Euro status	Euro 6.4		Euro 6.4		Euro 6.4
Stop & Start system	●		●		●
TRANSMISSION					
Gearbox	Manual		Manual		Automatic
Number of gears	6		6		8
Driven wheels	Front		Front		
PERFORMANCE (All figures driver alone)					
Max speed (mph)	108		102		114
FUEL TANK CAPACITY Litres (gallons)					
	60 (13.20)		53 (11.66)		
ADBLUE TANK CAPACITY Litres (gallons)	N/A		17 (3.74)		
BRAKES Front/ Rear					
	283mm Ventilated front discs / 268mm Solid rear discs				

ELECTRIC MOTOR INFORMATION

	50 kWh Battery
MOTOR	
Battery	Lithium-ion 50 kWh
WLTP Range (Combined - City)	Up to 167 - 257 miles
Torque Nm	260 / 3674
Max power CEE (kW (hp)/rpm)	100 (136) / 5500
CHARGING TIMES	
8A Domestic electrical plug (1.8kW)	31h
Single Phase Wallbox (7.4kW)	7h 30m
Three Phase Wallbox (11kW)	5h
Rapid (DC) Charging (100 kW) 0-80%	30m
TRANSMISSION	
Gearbox	Automatic
PERFORMANCE (all figures driver alone)	
Max speed (mph)	84

Legal notice ELECTRIC VEHICLES:

[1] The range and electric consumption figures mentioned comply with the WLTP test procedure, on the basis of which new vehicles are type approved from 1st September 2018.

They may vary depending on actual conditions of use and on different factors including (but not limited to):

- speed
- thermal comfort on board the vehicle
- driving style
- outside temperature.

The charging time depends in particular on the power of the charger on board the vehicle, the charging cable and the type and power of the charging station used.

7. CO<sub>2</sub> AND FUEL ECONOMY

		ECOMONY Litres/100km					ECONOMY MPG					WLTP CO <sub>2</sub> EMISSIONS (g/km)*
		Low	Medium	High	Extra-high	Combined	Low	Medium	High	Extra-high	Combined	
ENTERPRISE EDITION												
M	PureTech 110 S&S 6-speed manual 1000	7.4 - 8.3	5.9 - 7.2	5.3 - 6.6	6.9 - 8.3	6.3 - 7.6	33.9 - 38.4	39.3 - 47.9	42.9 - 53.0	33.9 - 40.8	37.3 - 45.0	171-157
M	BlueHDi 100 S&S 6-speed manual 650	5.1 - 6.3	4.5 - 5.6	4.3 - 5.2	5.9 - 6.7	5.0 - 5.9	45.1 - 55.1	50.6 - 63.4	54.8 - 65.6	42.1 - 48.2	47.5 - 56.5	156-143
M	BlueHDi 100 S&S 6-speed manual 1000	5.1 - 6.3	4.5 - 5.6	4.3 - 5.2	5.9 - 6.7	5.0 - 5.9	45.1 - 55.1	50.6 - 63.4	54.8 - 65.6	42.1 - 48.2	47.5 - 56.5	156-143
M	BlueHDi 130 S&S EAT8 Auto 1000	5.8 - 6.6	4.9 - 6.0	4.5 - 5.5	5.8 - 7.0	5.2 - 6.3	42.6 - 48.6	47.2 - 58.1	51.5 - 63.2	40.6 - 48.6	45.1 - 54.3	164-156
XL	BlueHDi 100 S&S 6-speed manual 950	5.1 - 6.3	4.5 - 5.6	4.3 - 5.2	5.9 - 6.7	5.0 - 5.9	45.1 - 55.1	50.6 - 63.4	54.8 - 65.6	42.1 - 48.2	47.5 - 56.5	156-149
XL	BlueHDi 130 S&S EAT8 Auto 950	5.8 - 6.6	4.9 - 6.0	4.5 - 5.5	5.8 - 7.0	5.2 - 6.3	42.6 - 48.6	47.2 - 58.1	51.5 - 63.2	40.6 - 48.6	45.1 - 54.3	164-158
DRIVER EDITION												
M	BlueHDi 100 S&S 6-speed manual 650	5.1 - 6.3	4.5 - 5.6	4.3 - 5.2	5.9 - 6.7	5.0 - 5.9	45.1 - 55.1	50.6 - 63.4	54.8 - 65.6	42.1 - 48.2	47.5 - 56.5	156-144
M	BlueHDi 100 S&S 6-speed manual 1000	5.1 - 6.3	4.5 - 5.6	4.3 - 5.2	5.9 - 6.7	5.0 - 5.9	45.1 - 55.1	50.6 - 63.4	54.8 - 65.6	42.1 - 48.2	47.5 - 56.5	156-148
M	BlueHDi 130 S&S EAT8 Auto 1000	5.8 - 6.6	4.9 - 6.0	4.5 - 5.5	5.8 - 7.0	5.2 - 6.3	42.6 - 48.6	47.2 - 58.1	51.5 - 63.2	40.6 - 48.6	45.1 - 54.3	164-156
XL	BlueHDi 100 S&S 6-speed manual 950	5.1 - 6.3	4.5 - 5.6	4.3 - 5.2	5.9 - 6.7	5.0 - 5.9	45.1 - 55.1	50.6 - 63.4	54.8 - 65.6	42.1 - 48.2	47.5 - 56.5	156-149
XL	BlueHDi 130 S&S EAT8 Auto 950	5.8 - 6.6	4.9 - 6.0	4.5 - 5.5	5.8 - 7.0	5.2 - 6.3	42.6 - 48.6	47.2 - 58.1	51.5 - 63.2	40.6 - 48.6	45.1 - 54.3	164-158
ENTERPRISE EDITION CREW VAN												
XL	BlueHDi 100 S&S 6-speed manual 850	5.1 - 6.3	4.5 - 5.6	4.3 - 5.2	5.9 - 6.7	5.0 - 5.9	45.1 - 55.1	50.6 - 63.4	54.8 - 65.6	42.1 - 48.2	47.5 - 56.5	156-150

\*WLTP figures shown are for comparison purposes and should only be compared to the fuel consumption and CO2 values of other vans tested to the same technical standard. The fuel consumption achieved, and CO2 produced, in real world conditions will depend upon a number of factors including, but not limited to: the accessories fitted (pre and post registration); variations in weather; driving styles and vehicle load. The WLTP (Worldwide Harmonised Light Vehicles Test Procedure) is used to measure fuel consumption and CO2 figures. The CO2 figures display a range to reflect the highest value for the highest emitting version with all available options added, through to a minimum value to represent the lowest emitting version in standard specification.

7. WEIGHTS AND LOADS OF YOUR BERLINGO VAN

		Gross Vehicle Weight (GVW)	Kerb weight (1)	Mass in Service	Maximum indicative payload (2)	Max plated front axle (3)	Max plated rear axle (3)	Gross Train Weight (GTW)	Max. braked towing weight (4)	Max. unbraked towing weight	Max. towball weight		Turning Circle between kerbs (m)
ENTERPRISE EDITION													
M	PureTech 110 S&S 6-speed manual 1000	2310	1300	1479	1010	1200	1400	3210	900	680	74		10.82
M	BlueHDi 100 S&S 6-speed manual 650	2020	1362	1552	658	1200	1075	3520	1500	710	74		10.82
M	BlueHDi 100 S&S 6-speed manual 1000	2370	1383	1570	987	1200	1400	3570	1200	720	74		10.82
M	BlueHDi 130 S&S EAT8 Auto 1000	2385	1401	1590	984	1200	1400	3385	1000	720	74		10.82
M	e-Berlingo Van 50 kWh 800	2390	1590	1756	800	1200	1400	3140	750	750	50		10.82
XL	BlueHDi 100 S&S 6-speed manual 950	2380	1426	1597	954	1200	1400	3580	1200	750	74		11.43
XL	BlueHDi 130 S&S EAT8 Auto 950	2400	1447	1618	953	1200	1400	3400	1000	750	74		11.43
XL	e-Berlingo Van 50 kWh 750	2385	1632	1802	753	1200	1400	3135	750	750	50		11.43
DRIVER EDITION													
M	BlueHDi 100 S&S 6-speed manual 650	2040	1398	1584	642	1200	1075	3540	1500	730	74		10.82
M	BlueHDi 100 S&S 6-speed manual 1000	2390	1404	1590	986	1200	1400	3590	1200	730	74		10.82
M	BlueHDi 130 S&S EAT8 Auto 1000	2400	1418	1603	982	1200	1400	3400	1000	720	74		10.82
M	e-Berlingo Van 50 kWh 800	2410	1607	1772	803	1200	1400	3160	750	750	50		10.82
XL	BlueHDi 100 S&S 6-speed manual 950	2400	1426	1597	974	1200	1400	3600	1200	750	74		11.43
XL	BlueHDi 130 S&S EAT8 Auto 950	2400	1473	1640	927	1200	1400	3400	1000	750	74		11.43
XL	e-Berlingo Van 50 kWh 750	2400	1649	1818	751	1200	1400	3150	750	750	50		11.43
ENTERPRISE EDITION CREW VAN													
XL	BlueHDi 100 S&S 6-speed manual 850	2350	1507	1640	843	1200	1400	3600	1250	750	74		11.43
XL	e-Berlingo Van 50 kWh 700	2450	1729	1848	721	1200	1400	3200	750	750	50		11.43

(1) Without driver. Kerb weight is calculated for a European base specification vehicle including oil, water, lubricants, tools, spare wheel and 90% full fuel tank. Weights may change with the addition of equipment.

(2) Maximum indicative payload is calculated as the difference between GVW and kerb weight. However, due to manufacturing tolerances and differences in the specification of UK vehicles, the mass in service figure provides a closer indication of the vehicle weight and therefore enables a more realistic payload to be calculated. An individual vehicle must be weighed to establish the exact kerb weight and payload applicable to that vehicle. It is the responsibility of the driver to ensure the vehicle is operated within the legal limits

(3) Within limits of GVW.

(4) Maximum recommended towing weight within limits of GTW.



KEY DIMENSIONS OF YOUR BERLINGO VAN

EXTERIOR DIMENSIONS

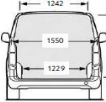
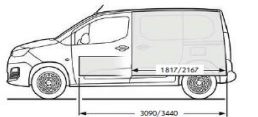
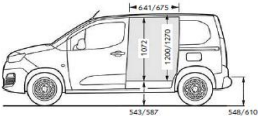
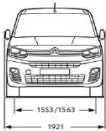
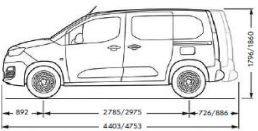
PANEL VAN & CREW VAN		
(mm)	M	XL
Wheelbase	2785	2975
Overall length	4403	4753
Overall height	1840	1849
Width (excluding door mirrors)	1848	
Width (including door mirrors)	2107	
Front overhang	892	
Rear overhang	726	886

INTERIOR DIMENSIONS - PANEL VAN

	M	XL
Load length at floor (without EXTENSO® seat folded if applicable)*	1817	2167
Load length at floor (with EXTENSO® seat folded if applicable)*	3090	3440
Load width between wheel arches	1229	
Max. load width	1550	
Max. load height	1236	1243
Load volume m3 (without EXTENSO® seat folded if applicable)	3.3	3.8
Load volume m3 (with EXTENSO® seat folded if applicable)	3.9	4.4
Rear sill load height min to max	548-586	571-610

Note: Measurements quoted are based on a non ply van delivered from the factory

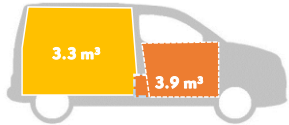
\*Load length at floor along centre is impacted by rear door locking mechanism (by approximately 60mm)



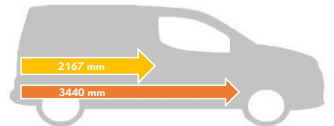
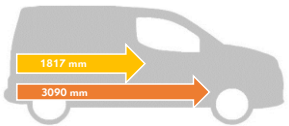
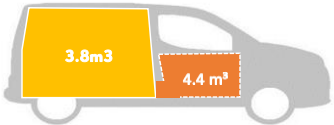
Measurements in millimetres.



M



XL



without EXTENSO®

with EXTENSO®

DIMENSIONS OF DOORS

PANEL VAN & CREW VAN	
	(mm)
Min. width of side sliding door	641
Max. width of side sliding door	675
Max. load height of side sliding door	1072
Max. width of rear opening	1241
Load width at floor of rear opening	1241
Load width at top of rear opening	1087
Maximum load height of rear opening	1196

INTERIOR DIMENSIONS - CREW VAN

	(mm)
Load length at floor (without rear seats or passenger seat folded)	1450
Load length at floor to bulkhead (with rear seats folded and bulkhead in forward position)	2000
Load length at floor to front of cab (rear seats & passenger seat folded and load-through bulkhead open)	3050
Load width between wheel arches	1229
Max. load width	1550
Max. load height	1243
Load volume m3 (without rear seats or passenger seat folded)	1.8
Load volume m3 (rear seats folded & bulkhead in forward position)	3.5
Load volume m3 (rear seats & passenger seat folded and load-through bulkhead open)	4.0
Rear sill load height min to max	571-610

ROW 2 IN PLACE



ROW 2 FOLDED



ROW 2 / FRONT PASSENGER SEAT FOLDED AND BARRIER OPEN



LATERAL SEAT FOLDED AND BARRIER OPENED



FURTHER INFORMATION

MANUFACTURER'S RECOMMENDED RETAIL PRICE ON THE ROAD

	BERLINGO VAN ON THE ROAD COSTS	ë-BERLINGO VAN ON THE ROAD COSTS	
DELIVERY TO DEALER & NUMBER PLATES	£695.00	£695.00	
VAT*	£139.00	£139.00	
VEHICLE EXCISE DUTY	£290.00	£0.00	
FIRST REGISTRATION FEE	£55.00	£55.00	
TOTAL OTR COSTS	£1,179.00	£889.00	

\*VAT is calculated at 20%. VAT is not applicable to cars and vans sold in the Channel Islands

CITROËN WARRANTY

All vehicles first registered in the UK / Channel Islands and purchased from a UK / Channel Islands Citroën Dealer benefit from a Citroën 2 - Year unlimited mileage manufacturer’s warranty and a free optional additional 1 year of warranty provided by the Citroën Dealer Network in the UK/Channel Islands. This additional warranty carries a mileage limit of 100,000 miles from date of first registration and is dependent upon the manufacturer’s recommended servicing being carried out at the specified time or distance intervals.

[The ë-Berlingo van offers a manufacturer’s battery warranty of eight years/100,000 miles up to 70% charging capacity.](#)

For full terms and conditions, please consult your Citroën Dealer in the UK/Channel Islands.

CITROËN ASSISTANCE

Citroën Assistance brings rapid, expert roadside assistance to you in an emergency, it is free of charge for 12 months from date of vehicle registration accessible by a free phone call in the UK and covers ths vehicle anywhere in the UK or Europe.

[ë-Berlingo van comes with a free of charge 8 year or 100,000 miles \(whichever occurs first\) Citroën Assistance starting from the date of registration.](#)

Services include nationwide recovery for both car and passengers, a home call service, replacement vehicle, hotel accommodation and vehicle storage if required.

Citroën Assistance applies to incidents covered by the new vehicle warranty, and excludes non-vehicle faults, such as running out fuel or mis-fuelling, instances where keys have been locked inside the vehicle or lost/stolen, road traffic accidents and punctures/wheel changes.

You can also purchase additional Citroën Assistance via your local Citroën dealer at any time.

CITROËN FINANCIAL SERVICES

PSA Finance and Free2Move Lease have a number of financial products designed to help you afford the new Citroën of your choice. Their finance plans combine all the know how of a company that has an extensive knowledge of the car and van market with a financial service you can trust. Tell your Citroën dealer what you want and let them do the rest; what’s more, it will be as suited to your needs as your new Citroën vehicle. Just ask for a free, no obligation quote. Written quotations are available on request from PSA Finance UK Ltd, 61 London Road, Redhill RH11 1QA. Finance is subject to status. Over 18’s only, a guarantee may be required.

FREE2MOVE CONNECT FLEET

All Berlingo Vans orders will include a FREE 6 month trial of the Free2Move Connect Fleet PACK 3 – GEOLOCATION telematics services.

The trial covers all 3 of the packs shown below and is an online fleet management platform. With real-time data provided by on-board vehicle telematics, your customers will have an optimised solution for monitoring their fleets

The embedded hardware is already fitted to all new Berlingo Vans as standard specification. It is simply switched on over-the-air when customers activate the FREE 6 month ‘PACK 3 – GEOLOCATION’ trial for the Connect Fleet platform

Pack 1 - Fleet Management

Pack 2 - Eco driving

Pack 3 - Geolocation

CITROËN SERVICING

Available up to one year from your vehicle’s registration date, but before its first chargeable service, a Citroën Servicing package enables you to pay in advance for:

- Scheduled Servicing^
- Annual Service(s)^ for vehicles with a two year service plan
- Brake Fluid Replacement^

This package can be personalised depending on your needs, with options ranging from 12 to 60 months and 10,000 to 100,000 miles.

TERMS AND CONDITIONS

All information and prices correct at time of publication, but are subject to change at any time without prior notice (which may occur as a result of matters including, but not limited to, any changes in legislation and/or any changes by the government).

It is our policy to continually improve our vehicles in every way and we reserve the right to modify our vehicles’ price, specification (including colour), equipment, accessories and characteristics or to discontinue any model, without notice, at any time. To avoid any misunderstandings you are advised to check with your Citroën dealer the specification (including colour), equipment accessories and equipment relating to any Citroën vehicle and the exact cost and availability prior to ordering. Where a feature is described as an option in this publication it should be assumed that it is at extra cost unless specifically stated otherwise. Issued by Sales and Marketing, Citroën UK Ltd, Pinley House, 2 Sunbeam Way, Coventry CV3 1ND.

Where a feature is described as an option in this publication it should be assumed that it is at extra cost unless specifically stated otherwise.

Issued by Sales and Marketing, Citroën UK Ltd, Pinley House, 2 Sunbeam Way, Coventry CV3 1ND.

For further information call Citroën Fleet Connect on 02477 714133 or visit our website at [www.citroen.co.uk](http://www.citroen.co.uk).



**CITROËN BERLINGO VAN**

# CITROËN BERLINGO VAN

Models produced from 01 January 2023

## Prices

Citroën Berlingo Van is your modern, sturdy and versatile business partner available in 2 body lengths.

The standard length M offers up to 3.3m<sup>3</sup> load space, or you can increase capacity with the XL and up to 3.8m<sup>3</sup>. But your options don't end there...



Trim	Length	ICE	Maximum indicative payload (kg)	Load space (m³)*	Gross Vehicle Weight (kg)	WLTP CO₂ g/km**	Basic MRRP†
Enterprise Edition	M	PureTech 100 S&S 6-speed manual 1000	1010	3.3	2310	157	£19,320
	M	BlueHDi 100 S&S 6-speed manual 650	658	3.3	2020	143	£19,905
	M	BlueHDi 100 S&S 6-speed manual 1000	987	3.3	2370	148	£20,220
	M	BlueHDi 130 S&S EAT8 Auto 1000	984	3.3	2385	156	£22,380
	XL	BlueHDi 100 S&S 6-speed manual 950	954	3.8	2380	149	£21,075
	XL	BlueHDi 130 S&S EAT8 Auto 950	953	3.8	2400	158	£23,235

Driver Edition	M	Blue HDi 100 S&S 6-speed manual 650	642	3.3	2040	144	£21,505
	M	BlueHDi 100 S&S 6-speed manual 1000	986	3.3	2390	148	£21,820
	M	BlueHDi 130 S&S EAT8 Auto 1000	982	3.3	2400	156	£23,980
	XL	BlueHDi 100 S&S 6-speed manual 950	974	3.8	2400	149	£22,675
	XL	BlueHDi 130 S&S EAT8 Auto 950	927	3.8	2400	158	£24,835

Enterprise Edition Crew Van	XL	Blue HDi 100 6-speed manual 850	843	1.8**	2350	150	£22,515
-----------------------------	----	---------------------------------	-----	-------	------	-----	---------



All information and prices correct at time of publication, but are subject to change at any time without prior notice (which may occur as a result of matters including, but not limited to, any changes in legislation and/or any changes by the government). Please see our Prices and Specifications brochures or contact your local Citroën Dealership for the most up-to-date prices and specification details for all models. CO<sub>2</sub> figures above are for a standard vehicle without any additional optional equipment. The addition of optional extras could increase the certified CO<sub>2</sub> emission output.

\* Driver Edition versions benefit from the EXTENSO® seat which provides an additional load length of 1273 mm and increases the load volume by 0.6 m<sup>3</sup>.  
\*\* Crew Van dimensions are based upon figures with the 2nd row seats in place. For information on dimensions with 2nd row seats folded, and 2nd row seats folded with EXTENSO® seat, please refer to Berlingo Dimensions page.

\*\*\*WLTP figures shown are for comparison purposes and should only be compared to the fuel consumption and CO<sub>2</sub> values of other vans tested to the same technical standard. The fuel consumption achieved, and CO<sub>2</sub> produced, in real world conditions will depend upon a number of factors including, but not limited to: the accessories fitted (pre and post registration); variations in weather; driving styles and vehicle load. The WLTP (Worldwide Harmonised Light Vehicles Test Procedure) is used to measure fuel consumption and CO<sub>2</sub> figures.

† All Manufacturer's Recommended Basic Prices are exclusive of V.A.T., Delivery to Dealer and Number Plates, Government First Registration Fee and Vehicle Excise Duty.

# CITROËN ë-BERLINGO VAN

Models produced from 01 January 2023

## Prices

New Citroën ë-Berlingo Van is the ideal solution for businesses looking to transition to 100% electric mobility.

Travel in unprecedented comfort and benefit from lower running and servicing costs.

Trim	Length	ELECTRIC	Maximum indicative payload (kg)	Load space (m³)*	Gross Vehicle Weight (kg)	WLTP CO₂ g/km***	Basic MRRP†	Government grant^	Basic price after PiVG
Enterprise Edition	M	ë-Berlingo Van 50 kWh 800	800	3.3	2390	0	£32,385	£2,500	£29,885
	XL	ë-Berlingo Van 50 kWh 750	753	3.8	2385	0	£33,240	£2,500	£30,740
Driver Edition	M	ë-Berlingo Van 50 kWh 800	803	3.3	2410	0	£33,985	£2,500	£31,485
	XL	ë-Berlingo Van 50 kWh 750	751	3.8	2400	0	£34,840	£2,500	£32,340
Enterprise Edition Crew Van	XL	ë-Berlingo Van 50 kWh 700	721	1.8**	2450	0	£34,680	£2,500	£32,180



All information and prices correct at time of publication, but are subject to change at any time without prior notice (which may occur as a result of matters including, but not limited to, any changes in legislation and/or any changes by the government). Please see our Prices and Specifications brochures or contact your local Citroën Dealership for the most up-to-date prices and specification details for all models. CO₂ figures above are for a standard vehicle without any additional optional equipment. The addition of optional extras could increase the certified CO₂ emission output.

Legal notice ELECTRIC VEHICLES:

The range and electric consumption figures mentioned comply with the WLTP test procedure, on the basis of which new vehicles are type approved from 1 September 2018. They may vary depending on actual conditions of use and on different factors such as: speed, thermal comfort on board the vehicle, driving style and outside temperature. The charging time depends in particular on the power of the charger on board the vehicle, the charging cable and the type and power of the charging station used.

\* Driver Edition versions benefit from the EXTENSO® seat which provides an additional load length of 1273 mm and increases the load volume by 0.6 m³.  
\*\* Crew Van dimensions are based upon figures with the 2nd row seats in place. For information on dimensions with 2nd row seats folded, and 2nd row seats folded with EXTENSO® seat, please refer to Berlingo Dimensions page.

\*\*\*WLTP figures shown are for comparison purposes and should only be compared to the fuel consumption and CO₂ values of other vans tested to the same technical standard. The fuel consumption achieved, and CO₂ produced, in real world conditions will depend upon a number of factors including, but not limited to: the accessories fitted (pre and post registration); variations in weather; driving styles and vehicle load. The WLTP (Worldwide Harmonised Light Vehicles Test Procedure) is used to measure fuel consumption and CO₂ figures.

† All Manufacturer's Recommended Basic Prices are exclusive of V.A.T., Delivery to Dealer and Number Plates, Government First Registration Fee and Vehicle Excise Duty.  
^ The Government PiVG is worked out at 35% of the Base Vehicle Price (incl. VAT) and including any discounts applied up to a maximum of £2,500.

# CITROËN BERLINGO & Ë-BERLINGO VAN

Models produced from 01 January 2023. All Manufacturer’s Recommended Basic Prices are exclusive of VAT.

## Options

• Standard equipment

\* Additional terms & conditions apply to connected services, including customer acceptance of location sharing prior to activation. Subject to subscription - after you have taken delivery of your vehicle, please subscribe on: <https://services-store.citroen.co.uk/>

	Enterprise Edition	Panel Van Driver Edition	Crew Van Enterprise Edition
Safety and security			
Front passenger's airbag	£200 <sup>1</sup>	£200 <sup>1</sup>	
Safety Pack: Active Lane Departure Warning, Speed Limit Recognition and Recommendation, Active Safety Brake and Distance Alert System	£670	£670	
Visibility Pack: Automatic windscreen wipers, Magic Wash® and integrated steering wheel controls, Electric Heated and Folding Mirrors, Fog lights	£270 <sup>2</sup>	•	£270 <sup>2</sup>

Seating, comfort and convenience			
EXTENSO® modular folding dual passenger bench seat with pivoting writing table, driver's lumbar adjustment, storage under central seat, electric parking brake	£450	•	
Keyless entry and start		£500 <sup>3</sup>	
Rear parking sensors	£200 <sup>4</sup>	•	£200 <sup>4</sup>
Rear, Lateral and Front Parking Sensors, Blind Spot Detection, Electric Folding Mirrors and Fog Lights	£600 <sup>5</sup>	£600 <sup>5</sup>	
Rear view camera with rear parking sensors	£300 <sup>6</sup>	•	£300 <sup>6</sup>
Surround Rear Vision: Front and rear parking sensors with passenger side and rear cameras providing tri-function visibility via a 5" screen. Also brings in Automatic Wipers, electric folding mirrors and Front Fog Lights	£650 <sup>7</sup>	£650 <sup>7</sup>	
Comfort Pack: Visibility pack, Chrome interior door handles, Reinforced acoustic pack, 6 way adjustable drivers seat with adjustable headrest; Includes lumbar adjustment and under seat storage, Closed passenger glovebox, Leather steering wheel	£450		

Technology and entertainment			
8" Colour touchscreen with Citroën Connect Navigation & DAB radio, Bluetooth® handsfree, and USB socket includes Real Time Traffic updates (3 years*) & SpeedCam (3 years)	£450	•	£450

\*Subject to subscription at Dealer or on <https://services-store.citroen.co.uk>

	Enterprise Edition	Panel Van Driver Edition	Crew Van Enterprise Edition
Doors & windows			
Glazed asymmetric rear doors, opening to 180 degrees. Window in larger door is heated and includes a windscreen wiper	£230	£230	£230
Offside sliding side loading door	£275 <sup>8</sup>	£275 <sup>8</sup>	•

Load carrying			
Glazed window in full bulkhead	£60	£60	
Cargo Pack: Stowage hooks, LED reinforced lighting, 12V socket in loading area, 220V plug socket, Plastic floor covering cargo area, Passenger bench with writing table, 6 way adjustable drivers seat with adjustable headrest: Includes lumbar adjustment and under seat storage, Electric parking brake	£650		

Wheels, tyres & driving characteristics			
Spare wheel	£105 <sup>9</sup>	£105 <sup>9</sup>	£105 <sup>9</sup>
16" 'Starlit' Black Alloy wheels	£300	£300	
Worksite Pack: Grip Control with Hill Descent Assist, Michelin Latitude Tour Mud and Snow tyres, increased ground clearance and underbody protection plate	£500 <sup>10</sup>	£500 <sup>10</sup>	£500 <sup>10</sup>

Converter equipment			
Upgraded battery and alternator with Conversion interface box (L3 760 battery, class 15 alternator 150 Amp)	£150	£150	£150

Electric vehicle specific			
11 kW three-phase onboard charger - offers faster charging only where three-phase power is available <sup>11</sup>	£350	£350	£350

Exterior style			
Metallic Paint	£400	£400	£400
Special paint	£545		£545

1 Incompatible with keyless entry and start.

2 Not available on EAT8 versions.

3 Includes front passenger's airbag.

4 Incompatible with Rear, Lateral and Front Parking Sensors, Blind Spot Detection, Electric Folding Mirrors and Fog Lights option and Surround Rear Vision.

5 Incompatible with Surround Rear Vision.

6 Incompatible with Glazed asymmetric rear doors, Rear, Lateral and Front Parking Sensors, Blind Spot Detection, Electric Folding Mirrors and Fog Lights option and Surround Rear Vision.

7 Incompatible with Glazed asymmetric rear doors and Rear, Lateral and Front Parking Sensors, Blind Spot Detection, Electric Folding Mirrors and Fog Lights option.

8 Standard on XL versions.

9 Incompatible with Worksite Pack.

10 Includes 16 inch wheels with full wheel covers.

11 11 kW three-phase onboard charger option is not recommended unless you intend to charge your New ë-Berlingo Van primarily from a source connected to three-phase power (unlikely if a home charge point). Using this charger in conjunction with a single-phase power source will actually charge your vehicle more slowly than the standard 7.4 kW single-phase onboard charger

Citroën Connected Services

Vehicles equipped with the Citroën Connect box, have an embedded SIM card. So as well as the safety features of this system, a range of other 'connected services' which require data transmission, can be offered on a subscription basis. Additional terms & conditions apply to connected services, including customer acceptance of location sharing prior to activation. Subject to subscription - after you have taken delivery of your vehicle, please subscribe on: <https://services-store.citroen.co.uk/>

Telemaintenance: proactive monitoring of your vehicle & contact when something needs attention

Real Time Traffic & Speedcam Package: live data to enhance the Citroën Connect Nav system

Service availability depends on the hardware on each vehicle. To see if your vehicle is eligible for any services and subscribe, log in or create an account on <https://services-store.Citroën.co.uk/>

SpeedCam/Danger Zones package

The SpeedCam/Danger Zones package helps you identify situations which require increased attention by sending you both audible and visual alerts (subject to settings). Within the UK the service highlights different types of speed cameras, and red light cameras, as well as accident blackspots. While the service is operational across most of Europe, it adapts as necessary when travelling in different countries to ensure the local laws with respect to Speed Camera identification are followed. This option can be added to your Citroën Connect Nav subscription at any time. Please visit <https://services-store.citroen.co.uk/> to subscribe.